



ABL Fixed Rate Fund

# Nine Months Report

CONDENSED INTERIM FINANCIAL STATEMENTS  
FOR THE NINE MONTHS ENDED MARCH 31, 2024



ABL Asset Management

Discover the potential

# CONTENTS

---

Fund's Information	01
Report of the Directors of the Management Company	02
Condensed Interim Statement of Assets and Liabilities	05
Condensed Interim Income Statement (Un-audited)	06
Condensed Interim Statement of Movement in Unit Holders' Fund (Un-audited)	07
Condensed Interim Cash Flow Statement (Un-audited)	08
Notes to and Forming Part of the Condensed Interim Financial Information (Un-audited)	09
Report of the Directors of the Management Company (Urdu Version)	23



## FUND'S INFORMATION

Management Company:	ABL Asset Management Company Limited Plot/Building # 14, Main Boulevard, DHA, Phase - VI, Lahore - 54810	
Board of Directors:	Sheikh Mukhtar Ahmed Mr. Mohammad Naeem Mukhtar Mr. Muhammad Waseem Mukhtar Mr. Aizid Razzaq Gill Ms. Saira Shahid Hussain Mr. Pervaiz Iqbal Butt Mr. Muhammad Kamran Shehzad	Chairman Non-Executive Director Non-Executive Director Non-Executive Director Non-Executive Director Independent Director Independent Director
Audit Committee:	Mr. Muhammad Kamran Shehzad Mr. Muhammad Waseem Mukhtar Mr. Pervaiz Iqbal Butt	Chairman Member Member
Human Resource and Remuneration Committee	Mr. Muhammad Waseem Mukhtar Mr. Muhammad Kamran Shehzad Mr. Pervaiz Iqbal Butt Mr. Naveed Nasim	Chairman Member Member Member
Board's Risk Management Committee	Mr. Muhammad Kamran Shehzad Mr. Pervaiz Iqbal Butt Mr. Naveed Nasim	Chairman Member Member
Board Strategic Planning & Monitoring Committee	Mr. Muhammad Waseem Mukhtar Mr. Muhammad Kamran Shehzad Mr. Pervaiz Iqbal Butt Mr. Naveed Nasim	Chairman Member Member Member
Chief Executive Officer of The Management Company:	Mr. Naveed Nasim	
Chief Financial Officer & Company Secretary:	Mr. Saqib Matin	
Chief Internal Auditor:	Mr. Kamran Shehzad	
Trustee:	Central Depository Company of Pakistan Limited CDC - House, Shara-e-Faisal, Karachi.	
Bankers to the Fund:	Allied Bank Limited Bank Al Falah Limited United Bank Limited	
Auditors:	M/s. A.F. Ferguson & Co. Chartered Accountants State Life Building No. 1-C I.I. Chundrigar Road, Karachi	
Legal Advisor:	Ijaz Ahmed & Associates Advocates & Legal Consultants No. 7, 11th Zamzama Street, Phase V DHA Karachi.	
Registrar:	ABL Asset Management Company Limited L - 48, DHA Phase - VI, Lahore - 74500	



## REPORT OF THE DIRECTORS OF THE MANAGEMENT COMPANY

The Board of Directors of ABL Asset Management Company Limited, the management company of **ABL Fixed Rate Fund (ABL-FRF)**, is pleased to present the Condensed Interim Financial Statements (un-audited) of ABL Fixed Rate Fund for the period ended March 31, 2024.

### ECONOMIC PERFORMANCE REVIEW

Pakistan's economy navigated through quite an eventful period during the first nine months of fiscal year 2024. The period was highlighted by Pakistan successfully securing a SBA of USD 3bn with IMF, smooth execution of general elections, and formation of new governments at federal and provincial levels. The appointment of Muhammad Aurangzeb as finance minister has also brought resolution to lingering uncertainties in the economy. There were inflows from IMF, new loans and roll over from China, Saudi Arabia and UAE during the period has increased foreign exchange reserves which are now standing at around USD 8.0bn, as of March 22, 2024. PKR has also appreciated against dollar after recording a low of 307 in interbank market, and has closed the period at PKR277.9. However, the inflation remained a persistent concern, as the care taker government approved massive increases in gas tariffs twice during the period which took the headline inflation increase to 27.2% on a year-on-year (YoY) basis. On the balance of payment front, the country has shown a decline of around 74% in its current account deficit, posting a deficit of USD 999mn during the 8MFY24 compared to a deficit of USD 3846mn in the same period last year (SPLY). The reduction in the current account deficit was primarily driven by a curtailment in the imports and an increment in the exports, by USD 1.7bn (including goods and services) and USD 1.8bn (including goods and services), respectively. However, during the 8MFY24, worker's remittances reduced by USD 224mn, standing at approximately USD 18.08bn. Tighter monetary and fiscal policy along with administrative steps taken by the government have led to such improvements. Furthermore, the rupee, recorded a low of 307 in interbank market during the period, but later recovered and closed the period at PKR277.9. On the fiscal side, FBR managed to collect PKR 6710bn during the period. Going forward, news regarding Pakistan's entry into a new IMF program with an ease in inflation will set the direction of the economy

### MONEY MARKET REVIEW

In 9MFY24, Pakistan's Consumer Price Index (CPI) clocked in at an average 27.1% year-on-year (YoY), compared to an increase of 27.2% in the same period last year. The main sectors contributing to the inflation were food, transportation, and housing attributed to domestic petroleum product price hikes, higher electricity tariffs and a twice unprecedented hike in gas prices.

The State Bank of Pakistan maintained the policy rate at 22% during the period. However, it reported that inflation will decline in the coming months due to a combination of high base effect and slower month-on-month inflation. Going forward, SBP may cut interest rate by 100bps in the upcoming policy as the real interest rates have become positive and inflation have seen a declining trend. Furthermore, the SBP reserves stood at USD 8.0 billion, as of March 22, 2024.

In 9MFY24, T-bill cut off yields decreased by 101bps across different tenors. 3M cut off yield decreased by 34bps from 22.00% to 21.66%, 6M cut off yield decreased by 158bps from 21.97% to 20.39% and 12M cut off yield decreased by 110bps from 22.00% to 20.90%. During 9MCY23, government ended up borrowing a total of PKR 18430bn across 3M, 6M and 12M tenors which is 29% more than the borrowed amount in the same period last year.

Fixed rate PIB auction held during the period saw considerable participation in 3Y, 5Y and 10Y tenors and PKR 913bn was raised which is 6% more than the raised amount in the same period last year. 3Y bonds cut off decreased by 257bps and came at around 16.78% while 5Y bonds and 10Y bonds cut offs closed at around 15.49% and 14.35% with an increase of 240bps and 140bps, respectively. No participation was seen in 15Y, 20Y and 30Y PIBs in the period under consideration.

## **MUTUAL FUND INDUSTRY REVIEW**

Total assets under management (AUMs) of the open-end mutual fund industry posted a growth of 49%YoY (from PKR 1613bn to PKR 2409bn) till Feb'24. The major inflow came in Islamic income (up 115%YoY) and Fixed rate/Return scheme (up 107%YoY) to close the period at PKR 400bn and PKR 108bn respectively. AUMs of equity funds have also increased by 42%YoY and clocked in at PKR 122bn. Capital Protected schemes saw an exponential growth to clock at PKR 73bn. Appreciation in equity funds may be attributed to the positive sentiments among the investors after IMF SBA program for USD 3bn.

## **FUND PERFORMANCE**

### **ABL Fixed Rate Plan II**

For the period ended 3Q of FY24, ABL Fixed Rate Plan II posted an annualized return at 18.43% against the benchmark return of 21.20%, thereby underperforming the benchmark by 277bps. At the end Mar'24, fund had 26.49% exposure in PIBs, 70.04% exposure in TBills and 0.72% was placed in Cash.

### **ABL Fixed Rate Plan III**

For the period ended 3Q of FY24, ABL Fixed Rate Plan III posted an annualized return at 16.32% against the benchmark return of 20.70%, thereby underperforming the benchmark by 438bps. At the end Mar'24, fund had 99.27% exposure in TBills and 0.62% was placed in Cash

## **AUDITORS**

M/s. A.F. Ferguson & Co. (Chartered Accountants), have been appointed as auditors for the year ending June 30, 2024 for ABL Fixed Rate Fund (ABL-FRF).

## **MANAGEMENT QUALITY RATING**

On October 26, 2023: The Pakistan Credit Rating Agency Limited (PACRA) has assigned the Management Quality Rating (MQR) of ABL Asset Management Company (ABL AMC) at 'AM1' (AM-One). Outlook on the assigned rating is 'Stable'.

## **FUTURE OUTLOOK**

Despite the fact that policy rate has remained unchanged at 22%, yields for both shorter tenor and longer tenor instruments have dropped indicating that market participants are expecting a rate cut in the near future. Our base case scenario is that we are expecting a first rate cut in the second quarter of CY24 as the real interest rates have become positive as per CPI reported in the month of March.

We expect that the new government will be able to negotiate a long-term arrangement with the IMF which would give more stability to the rupee and open up the Eurobond market and funding from other multilateral agencies like World Bank, ADB, ISDB etc.

The inversion in the yield curve has already sharpened since August'23. Yield curve at the shorter end has pretty much flattened with the 3M, 6M and 12M T-bills, carrying a negative spread of around 100bps from the policy rate. On the longer end of the yield curve, the spread from the policy rate of 2.5yrs and 5yrs is almost 475bps and 650bps.

Going forward, we intend to increase the duration of our money market portfolios without hurting their running yields. Therefore, we would switch our positions from floaters to fixed rate PIBs and longer duration T-Bills.

Further, we are negotiating with banks deposit deals to get profit rates better than the T-bill yields so we could trade along the shorter end of the yield curve to book capital gains and take funds back into the banks in order to improve running yields of our portfolios.

We will continue to stay cautious in our approach and not get swayed by the market until there is more clarity, especially on the political and economic front after which we would take position in longer term instruments.

### **ACKNOWLEDGEMENT**

We thank our valued investors who have placed their confidence in us. The Board is also thankful to Securities & Exchange Commission of Pakistan, the Trustee (Central Depository Company of Pakistan Limited) and the management of Pakistan Stock Exchange Limited for their continued guidance and support. The Directors also appreciate the efforts put in by the management team.

For & on behalf of the Board



**Director**  
**Lahore, April 22, 2024**



**Naveed Nasim**  
**Chief Executive Officer**

**ABL FIXED RATE FUND**  
**CONDENSED INTERIM STATEMENT OF ASSETS AND LIABILITIES**  
**AS AT MARCH 31, 2024**

	March 31, 2024 (Un-audited)			
	Fixed Rate Plan II	Fixed Rate Plan III	Total	
	Note ----- Rupees in '000-----			
<b>ASSETS</b>				
Balances with banks	4	32,342	38,463	70,805
Investments	5	4,371,728	6,128,156	10,499,884
Interest receivable		69,704	510	70,214
<b>Total assets</b>		4,473,774	6,167,129	10,640,903
<b>LIABILITIES</b>				
Payable to ABL Asset Management Company Limited - Management Company	6	4,367	1,205	5,572
Payable to the Central Depository Company of Pakistan Limited - Trustee		234	323	557
Payable to Securities and Exchange Commission of Pakistan		282	390	672
Accrued expenses and other liabilities	9	541	120	661
<b>Total liabilities</b>		5,679	2,038	7,717
<b>NET ASSETS</b>		4,468,095	6,165,091	10,633,186
<b>UNIT HOLDERS' FUND</b> (as per statement attached)		4,468,095	6,165,091	10,633,185
<b>CONTINGENCIES AND COMMITMENTS</b>	10			
		-----Number of units-----		
<b>NUMBER OF UNITS IN ISSUE</b>		419,286,847	600,405,494	
		-----Rupees-----		
<b>NET ASSET VALUE PER UNIT</b>		10.6564	10.2682	
<b>FACE VALUE PER UNIT</b>		10.0000	10.0000	

The annexed notes 1 to 18 form an integral part of these condensed interim financial statements.

For ABL Asset Management Company Limited  
(Management Company)



Saqib Matin  
Chief Financial Officer



Naveed Nasim  
Chief Executive Officer



Pervaiz Iqbal Butt  
Director


**ABL FIXED RATE FUND**  
**CONDENSED INTERIM INCOME STATEMENT (UN-AUDITED)**  
**FOR THE PERIOD FROM OCTOBER 20, 2023 TO MARCH 31, 2024**

	Period from October 20, 2023 to March 31, 2024	Period from November 23, 2023 to March 31, 2024	Period from February 1, 2024 to March 31, 2024	Total
	Fixed Rate Plan I	Fixed Rate Plan II	Fixed Rate Plan III	
<b>INCOME</b>				
Profit on savings accounts	42,152	24,663	3,388	70,203
Income from government securities	412,030	311,391	205,973	929,394
Income from Gop Ijara sukuk	4,506	2,422	-	6,928
Contingent load income	60	-	-	60
	458,748	338,476	209,361	1,006,585
Capital gain / (Loss) on sale of investments - net	3,095	(12,353)	-	(9,258)
Unrealised diminution on re-measurement of investments classified as 'financial assets at fair value through profit or loss'	-	(29,024)	(44,519)	(73,543)
	3,095	(41,377)	(44,519)	(82,801)
<b>Total income</b>	461,843	297,099	164,842	923,784
<b>EXPENSES</b>				
Remuneration of ABL Asset Management Company Limited - Management Company	30,192	15,421	1,997	47,609
Punjab Sales Tax on remuneration of the Management Company	4,831	2,467	320	7,617
Remuneration of Central Depository Company of Pakistan Limited - Trustee	1,071	848	549	2,469
Sindh Sales Tax on remuneration of Trustee	139	110	71	321
Annual fee to the Securities and Exchange Commission of Pakistan	1,461	1,157	749	3,366
Auditors' remuneration	273	316	120	709
Legal and professional charges	134	134	-	267
Printing charges	25	25	-	50
Securities transaction costs	2,452	1,121	-	3,573
Bank charges	40	28	1	69
<b>Total operating expenses</b>	40,617	21,627	3,807	66,051
<b>Net income for the period before taxation</b>	421,226	275,472	161,035	857,733
Taxation	-	-	-	-
<b>Net income for the period after taxation</b>	421,226	275,472	161,035	857,733
Other comprehensive income	-	-	-	-
<b>Total comprehensive income for the period</b>	421,226	275,472	161,035	857,733
<b>Earnings per unit</b>				
<b>Allocation of Net Income for the period:</b>				
Net income for the period after taxation	421,226	275,472	161,035	857,733
Income already paid on units redeemed	(474,338)	(246)	-	(474,584)
	(53,112)	275,226	161,035	383,149
<b>Accounting income available for distribution:</b>				
- Relating to capital gains	3,095	-	-	3,095
- Excluding capital (loss) / gain	(56,207)	275,226	161,035	380,055
<b>Accounting income available for distribution:</b>	(53,112)	275,226	161,035	383,149

Note ----- Rupees in '000-----

The annexed notes 1 to 18 form an integral part of these condensed interim financial statements.

For ABL Asset Management Company Limited  
(Management Company)



Saqib Matin  
Chief Financial Officer



Naveed Nasim  
Chief Executive Officer



Pervaiz Iqbal Butt  
Director



**ABL FIXED RATE FUND**  
**CONDENSED INTERIM STATEMENT OF MOVEMENT IN UNIT HOLDERS' FUND**  
**FOR THE PERIOD FROM OCTOBER 20, 2023 TO MARCH 31, 2024**

Period from October 20, 2023 to March 31, 2024			Period from November 23, 2023 to March 31, 2024			Period from February 1, 2024 to March 31, 2024			Total
Fixed Rate Plan I			Fixed Rate Plan II			Special Savings Plan III			
Capital value	Undistributed income	Total	Capital value	Undistributed income	Total	Capital value	Undistributed income	Total	

(Rupees in '000)

Net assets at the beginning of the period (audited)

Issue of units:

- Capital value (at net assets value per unit at the beginning of the period)
- Fixed Rate Plan I - 787,992,747 units
- Fixed Rate Plan II - 421,383,782 units
- Fixed Rate Plan III - 600,405,494 units
- Element of income

7,879,927	-	7,879,927	-	-	-	-	-	-	7,879,927
-	-	-	4,213,838	-	4,213,838	-	-	-	4,213,838
-	-	-	-	-	-	6,004,055	-	6,004,055	6,004,055
968	-	968	-	-	-	1	-	1	969

Total proceeds on issuance of units

Redemption of units:

- Capital value (at net assets value per unit at the beginning of the period)
- Fixed Rate Plan I - 787,992,747 units
- Fixed Rate Plan II - 2,096,935 units
- Fixed Rate Plan III - Nil units
- Element of loss

7,879,927	-	7,879,927	-	-	-	-	-	-	7,879,927
-	-	-	20,969	-	20,969	-	-	-	20,969
-	-	-	-	-	-	-	-	-	-
(52,145)	474,338	422,194	(0)	246	246	-	-	-	422,439

Total payments on redemption of units

Total comprehensive income for the period

Net assets at end of the period (un-audited)

7,827,783	474,338	8,302,121	20,969	246	21,215	-	-	-	8,323,336
-	421,226	421,226	-	275,472	275,472	-	161,035	161,035	857,733
53,112	(53,112)	(0)	4,192,869	275,226	4,468,095	6,004,056	161,035	6,165,091	10,633,186

(Rupees in '000)

(Rupees in '000)

(Rupees in '000)

Accounting income available for distribution for the period

- relating to capital gains
- excluding capital loss / gains

3,095  
(56,207)  
(53,112)

-  
275,226  
275,226

-  
161,035  
161,035

Distribution during the period

Undistributed income carried forward

Undistributed income carried forward

- Realised (loss) / income
- Unrealised (loss)

-  
(53,112)  
(53,112)  
(53,112)

-  
275,226  
304,250  
(29,024)  
275,226

-  
165,680  
210,199  
(44,519)  
165,680

(Rupees)

(Rupees)

(Rupees)

Net asset value per unit at the beginning of the period

10.0000

10.0000

#DIV/0!

Net asset value per unit at the end of the period


-

10.6564

10.2682

The annexed notes 1 to 16 form an integral part of these condensed interim financial statements.

For ABL Asset Management Company Limited  
(Management Company)



Saqib Matin  
Chief Financial Officer



Naveed Nasim  
Chief Executive Officer



Pervaiz Iqbal Butt  
Director


**FIXED RATE**  
**FUND**

**ABL FIXED RATE FUND**  
**CONDENSED INTERIM CASH FLOW STATEMENT (UN-AUDITED)**  
**FOR THE PERIOD FROM OCTOBER 20, 2023 TO MARCH 31, 2024**

	March 31, 2024			Total
	Fixed Rate Plan I	Fixed Rate Plan II	Fixed Rate Plan III	
----- Rupees in '000 -----				
<b>CASH FLOWS FROM OPERATING ACTIVITIES</b>				
Net income for the period before taxation	421,226	275,472	161,035	857,733
<b>Adjustments:</b>				
Profit on savings accounts	(42,152)	(24,663)	(3,388)	(70,203)
Income from government securities	(412,030)	(311,391)	(205,973)	(929,394)
Income from Gop Ijara sukuk	(4,506)	(2,422)	-	(6,928)
Unrealised diminution on re-measurement of investments classified as financial assets at fair value through profit or loss	-	29,024	44,519	73,543
	(458,688)	(309,452)	(164,842)	(932,982)
<b>Increase / (decrease) in liabilities</b>				
Payable to ABL Asset Management Company Limited - Management Company	-	4,367	1,205	5,572
Payable to Central Depository Company of Pakistan Limited - Trustee	-	234	323	557
Payable to Securities and Exchange Commission of Pakistan	-	282	390	672
Accrued expenses and other liabilities	-	541	120	661
	-	5,424	2,038	7,462
Profit received on savings accounts	42,152	23,228	2,878	68,258
Profit received on government securities	412,030	246,435	205,973	864,438
Profit received on GoP Ijara sukuk	4,506	(891)	-	3,615
Net amount (paid) / receive on purchase and sale of investments	-	(4,400,752)	(6,172,675)	(10,573,427)
	458,688	(4,131,980)	(5,963,824)	(9,637,116)
<b>Net cash generated from / (used in) in operating activities</b>	421,226	(4,160,536)	(5,965,593)	(9,704,903)
<b>CASH FLOWS FROM FINANCING ACTIVITIES</b>				
Receipts against issuance of units	7,880,895	4,213,838	6,004,056	18,098,789
Payments against redemption of units	(8,302,121)	(20,960)	-	(8,323,081)
<b>Net cash (used in) / generated from financing activities</b>	(421,226)	4,192,878	6,004,056	9,775,708
<b>Net increase in cash and cash equivalents during the period</b>	0	32,342	38,463	70,805
Cash and cash equivalents at the beginning of the period	-	-	-	-
<b>Cash and cash equivalents at the end of the period</b>	-	32,342	38,463	70,805

The annexed notes 1 to 18 form an integral part of these condensed interim financial statements.

For ABL Asset Management Company Limited  
(Management Company)



Saqib Matin  
Chief Financial Officer



Naveed Nasim  
Chief Executive Officer



Pervaiz Iqbal Butt  
Director

## ABL FIXED RATE FUND

### NOTES TO AND FORMING PART OF THE CONDENSED INTERIM FINANCIAL STATEMENTS (UN-AUDITED) FOR THE PERIOD FROM OCTOBER 20, 2023 TO MARCH 31, 2024

#### 1 LEGAL STATUS AND NATURE OF BUSINESS

- 1.1 ABL Fixed Rate Fund (the Fund) is an open ended mutual fund constituted under a Trust Deed entered into on April 14, 2023 between ABL Asset Management Company Limited (ABL AMCL) as the Management Company and the Central Depository Company of Pakistan Limited (CDC) as the Trustee. The Securities and Exchange Commission of Pakistan (SECP) authorised constitution of the Trust Deed vide letter no. SCD/AMCW/ABL-FRF/2022/173 dated December 28, 2022 in accordance with the requirement of the Non-Banking Finance Companies and Notified Entities Regulation, 2008.

The Management Company of the Fund has been licensed to act as an Asset Management Company under the Non-Banking Finance Companies (Establishment and Regulation) Rules, 2003 (the NBFC Rules) through a certificate of registration issued by the SECP. The registered office of the Management Company is situated at Plot No. 14, Main Boulevard, DHA Phase 6, Lahore. The Management Company is a member of the Mutual Funds Association of Pakistan (MUFAP).

The Fund is an open-end mutual Fund and is listed on the Pakistan Stock Exchange Limited. The units of the Fund are offered to the public for subscription on a continuous basis and are transferable and redeemable by surrendering them to the Fund.

- 1.2 The Fund has been categorised as an open ended fixed return scheme by the Board of Directors of the Management Company pursuant to the provisions contained in Circular 7 of 2009 and is in the process of listed on the Pakistan Stock Exchange Limited. The units of the Fund were initially offered for public subscription at a par value of Rs 10 per unit. Thereafter, the units are transferable and redeemable by surrendering them to the Fund.

- 1.3 The Objective of ABL Fixed Rate Fund (ABLFRRF) is to offer various allocation plans and each allocation plan shall provide its investors a Fixed Rate/Return at the maturity date as per the authorized investment avenues of the respective allocation plan by investing in avenues such as government securities, cash in bank account, money market placements, deposits, certificate of deposits, and certificate of musharaka.

The investment objectives and policies of each allocation plan are as follows;

#### **ABL Fixed Rate Fund - Fixed Rate Plan I**

In line with the investment objective of the Fund, the investment objective of ABL Fixed Rate Plan-I is to provide fixed return to the Unit Holders at maturity by investing in Authorized Investable Avenues.

#### **ABL Fixed Rate Fund - Fixed Rate Plan II**

In line with the investment objective of the Fund, the investment objective of ABL Fixed Rate Plan-II is to provide fixed return to the Unit Holders at maturity by investing in Authorized Investable Avenues.

#### **ABL Fixed Rate Fund - Fixed Rate Plan III**

In line with the investment objective of the Fund, the investment objective of ABL Fixed Rate Plan-III is to provide fixed return to the Unit Holders at maturity by investing in Authorized Investable Avenues.

- 1.4 Pakistan Credit Rating Agency (PACRA) assigned the management quality rating of AM1 (stable outlook) to the Management Company as at October 26, 2023.

- 1.5 The title to the assets of the Fund is held in the name of the Central Depository Company of Pakistan Limited (CDC) as the Trustee of the Fund.

- 1.6 As per the offering document approved by the SECP, the accounting period, in case of the first such period, shall commence from the date on which the trust property is first paid or transferred to the Trustee. Accordingly, these condensed interim financial statements have been prepared from October 20, 2023 to December 31, 2023.

- 1.7 This is the first accounting period of the Fund and hence there are no comparative figures.

#### 2 STATEMENT OF COMPLIANCE

- 2.1 These condensed interim financial statements have been prepared in accordance with the accounting and reporting standards as applicable in Pakistan for interim financial reporting. The accounting and reporting standards applicable in Pakistan comprise of:

- International Accounting Standard (IAS) 34, Interim Financial Reporting, issued by the International Accounting Standards Board (IASB) as notified under the Companies Act, 2017;
- Provisions of and directives issued under the Companies Act, 2017 along with part VIIIA of the repealed Companies Ordinance, 1984; and
- the Non-Banking Finance Companies (Establishment and Regulation) Rules, 2003 (the NBFC Rules), the Non-Banking Finance Companies and Notified Entities Regulations, 2008 (the NBFC Regulations) and the requirements of the Trust Deed.

Where provisions of and directives issued under the Companies Act, 2017, part VIII A of the repealed Companies Ordinance 1984, the NBFC Rules, the NBFC Regulations and the requirements of the Trust Deed differ from the requirements of IAS 34, the provisions of and directives issued under the Companies Act, 2017, part VIII A of the repealed Companies Ordinance 1984, the NBFC Rules, the NBFC Regulations and the requirements of the Trust Deed have been followed.

The disclosures made in these condensed interim financial statements have, however, been limited based on the requirements of the International Accounting Standard 34: 'Interim Financial Reporting'.

## **2.1 Amendments to published approved accounting and reporting standards that are effective in the current period:**

There are certain amendments to the accounting and reporting standards that are mandatory for the Fund's annual accounting period beginning on July 1, 2018. However, these do not have any significant impact on the Fund's operations and, therefore, have not been detailed in these condensed interim financial statements other than IFRS 9 'Financial Instruments' which has been adopted by the Fund during the current period.

## **2.2 Standards, interpretations and amendments to published accounting and reporting standards that are not yet effective:**

There are certain new standards, interpretations and amendments to the accounting and reporting standards that are mandatory for the Fund's annual accounting periods beginning on or after July 1, 2019. However, these are not expected to have any significant impacts on the Fund's operations and are, therefore, not detailed in these condensed interim financial statements.

## **2.2 Critical accounting estimates and judgments**

The preparation of these condensed interim financial statements in accordance with the accounting and reporting standards requires the management to make judgments, estimates and assumptions that affect the application of policies and reported amounts of assets and liabilities, income and expenses. The estimates, judgments and associated assumptions are based on historical experience and various other factors including expectations of future events that are believed to be reasonable under the circumstances, the results of which form the basis of making judgments about carrying values of assets and liabilities. The estimates and underlying assumptions are reviewed on an ongoing basis. Revisions to accounting estimates are recognised in the year in which the estimate is revised if the revision affects only that year, or in the year of revision and future years if the revision affects both current and future years.

The estimates and judgments that have a significant effect on these condensed interim financial statements of the Fund relate to classification, valuation and impairment of financial assets (notes 3.2 and 5) and provision for taxation (notes 3.14 and 11).

## **2.3 Accounting convention**

These condensed interim financial statements have been prepared under the historical cost convention except that investments have been carried at fair values.

## **2.4 Functional and presentation currency**

Items included in these condensed interim financial statements are measured using the currency of the primary economic environment in which the Fund operates. These condensed interim financial statements are presented in Pakistan Rupee, which is the Fund's functional and presentation currency.

## **3 SUMMARY OF SIGNIFICANT ACCOUNTING POLICIES**

The principal accounting policies applied in the preparation of these condensed financial statements are set out below.

### **3.1 Cash and cash equivalents**

These comprise balances with banks in savings and current accounts, cheques in hand and other short-term highly liquid investments with original maturities of three months or less.

### **3.2 Financial assets**

#### **3.2.1 Classification and subsequent measurement**

##### **Debt instruments**

IFRS 9 has provided a criteria for debt securities whereby these debt securities are either classified as:

- amortised cost
- at fair value through other comprehensive income "(FVOCI)"
- at fair value through profit or loss (FVTPL) based on the business model of the entity.

However, IFRS 9 also provides an option whereby securities managed as a portfolio or group of assets and whose performance is measured on a fair value basis, to be recognised at FVTPL. Therefore the management considers its investment in debt securities as being managed as a group of assets and hence has classified them as FVTPL.

### **3.2.2 Impairment**

The Fund assesses at each reporting date whether there is objective evidence that a financial asset or a group of financial assets is impaired. If such an indication exists, the recoverable amount of such asset is estimated. An impairment loss is recognised whenever the carrying amount of an asset exceeds the recoverable amount.

### **3.2.3 Impairment loss on debt securities**

Provision for non-performing debt securities is made on the basis of time-based criteria as prescribed by the SECP and based on management's assessment made in line with its provisioning policy approved by the Board of Directors of the Management Company in accordance with the guidelines issued by the SECP. Impairment losses recognised on debt securities can be reversed through the Income Statement.

As allowed by the SECP, the Management Company may make provision against debt securities over and above the minimum provision requirement prescribed by the SECP, in accordance with the provisioning policy duly approved by the Board of Directors.

### **3.2.4 Initial recognition and measurement**

Financial assets are recognised at the time the Fund becomes a party to the contractual provisions of the instruments. These are initially recognised at fair value plus transaction costs except for financial assets carried 'at fair value through profit or loss'. Financial assets carried 'at fair value through profit or loss' are initially recognised at fair value and transaction costs are recognised in the Income Statement.

### **3.2.5 Regular way contracts**

All regular way purchases and sales of financial assets are recognised on the trade date i.e. the date on which the Fund commits to purchase or sell the asset.

### **3.2.6 Derecognition**

Financial assets are derecognised when the rights to receive cash flows from the financial assets have expired or have been transferred and the Fund has transferred substantially all risks and rewards of ownership. Any gain or loss on derecognition of financial assets is taken to the Income Statement.

## **3.3 Financial liabilities**

### **3.3.1 Classification and subsequent measurement**

Financial liabilities are classified and subsequently measured at amortised cost.

### **3.3.2 Derecognition**

Financial liabilities are derecognised when they are extinguished (i.e. when the obligation specified in the contract is discharged, cancelled or expires).

## **3.4 Offsetting of financial assets and financial liabilities**

Financial assets and financial liabilities are offset and the net amount is reported in the 'Statement of Assets and Liabilities' when there is a legally enforceable right to set off the recognised amounts and there is an intention to settle on a net basis, or to realise the assets and settle the liabilities simultaneously.

## **3.5 Provisions**

Provisions are recognised when the Fund has a present, legal or constructive, obligation as a result of past events, it is probable that an outflow of resources embodying economic benefits will be required to settle the obligation and a reliable estimate of the obligation can be made. Provisions are regularly reviewed and adjusted to reflect the current best estimate.

## **3.6 Net asset value per unit**

The Net Asset Value (NAV) per unit as disclosed in the Statement of Assets and Liabilities is calculated by dividing the net assets of the Fund by the number of units in circulation at the year / period end.

## **3.7 Issue and redemption of units**

Units issued are recorded at the offer price, determined by the Management Company for the applications received by the Management Company / distributors during business hours on that day. The offer price represents the Net Asset Value (NAV) per unit as of the close of the business day, plus the allowable sales load and provision of any duties and charges if applicable. The sales load is payable to the Management Company / distributors.

Units redeemed are recorded at the redemption price applicable to units for which the Management Company / distributors receive redemption application during business hours of that day. The redemption price is equal to the NAV as of the close of the business day, less an amount as the Management Company may consider to be an appropriate provision of duties and charges.

### **3.8 Distributions to unit holders**

Distributions to the unit holders are recognised upon declaration and approval by the Board of Directors of the Management Company. Based on the Mutual Funds Association of Pakistan's (MUFAP) guidelines duly consented by the SECP, distribution for the period also includes portion of income already paid on units redeemed during the period.

Distributions declared subsequent to the year end reporting date are considered as non-adjusting events and are recognised in the financial statements of the period in which such distributions are declared and approved by the Board of Directors of the Management Company.

### **3.9 Element of income / (loss) and capital gains / (losses) included in prices of units issued less those in units redeemed**

Element of income represents the difference between net assets value per unit on the issuance or redemption date, as the case may be, of units and the net assets value per unit at the beginning of the relevant accounting period. Further, the element of income is a transaction of capital nature and the receipt and payment of element of income is taken to unit holders' fund. However, to maintain the same ex-dividend net asset value of all units outstanding on the accounting date, net element of income contributed on issue of units lying in unit holders fund will be refunded on units in the same proportion as dividend bears to accounting income available for distribution.

### **3.10 Revenue recognition**

- Gains / (losses) arising on sale of investments are recorded at the date at which the transaction takes place.
- Unrealised gains / (losses) arising on re-measurement of investments classified as 'financial assets at fair value through profit or loss' are recorded in the period in which these arise.
- Profit on savings accounts is recognised on an accrual basis.
- Income from investments in commercial paper and government securities is recognised on an accrual basis using effective interest method.

### **3.11 Expenses**

All expenses including management fee and trustee fee are recognised in the Income Statement on an accrual basis.

### **3.12 Preliminary expenses and floatation costs**

Preliminary expenses and floatation costs represent expenditure incurred prior to the commencement of the operations of the Fund. These costs are being amortised over a period of 5 years in accordance with the requirements set out in the Trust Deed of the Fund.

### **3.13 Foreign currency translation**

Transactions denominated in foreign currencies are accounted for in Pakistan Rupees at the exchange rates prevailing at the dates of the transactions. Foreign exchange gains and losses resulting from the settlement of such transactions and from the translation at year end exchange rates for monetary assets and liabilities denominated in foreign currencies are recognised in the profit and loss account.

### **3.14 Taxation**

The income of the Fund is exempt from income tax under clause 99 of Part I of the Second Schedule to the Income Tax Ordinance, 2001 subject to the condition that not less than ninety percent of its accounting income for the year, as reduced by capital gains, whether realised or unrealised, is distributed to the unit holders in cash.

The Fund is also exempt from the provisions of section 113 (minimum tax) under clause 11A of Part IV of the Second Schedule to the Income Tax Ordinance, 2001.

### **3.15 Earnings per unit**

Earnings per unit is calculated by dividing the net income of the year / period before taxation of the Fund by the weighted average number of units outstanding during the period.

#### 4. BALANCES WITH BANKS

----- March 31, 2024 -----				
----- (Un-audited) -----				
	Fixed Rate Plan I	Fixed Rate Plan II	Fixed Rate Plan III	Total
Note ----- Rupees in '000 -----				
Profit and loss sharing accounts	4.1	-	32,342	38,463
		-	32,342	38,463
				70,805

4.1 These include balances of Rs 31.893 million and Rs 38.410 million in Fixed Rate Plan II and Fixed Rate Plan III respectively maintained with Allied Bank Limited (a related party) and carry mark-up at rate 20.50% per annum.

#### 4.2 Cash and cash equivalents

----- March 31, 2024 -----				
----- (Un-audited) -----				
	Fixed Rate Plan I	Fixed Rate Plan II	Fixed Rate Plan III	Total
Note ----- Rupees in '000 -----				
Bank balances	4	-	32,342	38,463
		-	32,342	38,463
				70,805

#### 5. INVESTMENTS

----- March 31, 2024 -----				
----- (Un-audited) -----				
	Fixed Rate Plan I	Fixed Rate Plan II	Fixed Rate Plan III	Total
Note ----- Rupees in '000 -----				
<b>Financial assets at fair value through profit or loss</b>				
<i>Government Securities</i>				
-Market Treasury Bills	5.1	-	3,136,610	6,128,157
-GoP Ijarah Sukuks	5.2	-	50,000	-
-Pakistan Investment Bonds	5.3	-	1,185,118	-
		-	4,371,728	6,128,157
				10,499,885

#### 5.1 Government securities - Market Treasury Bills

Plans / Tenor	Face Value			March 31, 2024			Market value as a percentage of total investments of the plan	Market value as a percentage of net assets of the plan
	As at July 01, 2023	Purchased during the period	Disposed / matured during the period	As at March 31, 2024	Carrying value	Market value		
----- Rupees in '000 -----								
----- Percentage -----								
<b>Fixed Rate Plan I</b>								
3 Months	-	10,690,000	10,690,000	-	-	-	-	-
6 Months	-	1,700,000	1,700,000	-	-	-	-	-
12 Months	-	7,500,000	7,500,000	-	-	-	-	-
<b>Total as at March 31, 2024</b>	-	19,890,000	19,890,000	-	-	-	-	-
<b>Fixed Rate Plan II</b>								
3 Months	-	6,895,000	6,895,000	-	-	-	-	-
6 Months	-	1,425,000	1,425,000	-	-	-	-	-
12 Months	-	11,695,000	7,790,000	3,905,000	3,155,423	3,136,610	(18,812)	71.75%
<b>Total as at March 31, 2024</b>	-	20,015,000	16,110,000	3,905,000	3,155,423	3,136,610	(18,812)	71.75%
<b>Fixed Rate Plan III</b>								
3 Months	-	-	-	-	-	-	-	-
6 Months	-	-	-	-	-	-	-	-
12 Months	-	14,500,000	7,500,000	7,000,000	6,172,676	6,128,157	(44,519)	100.00%
<b>Total as at March 31, 2024</b>	-	14,500,000	7,500,000	7,000,000	6,172,676	6,128,157	(44,519)	100.00%
<b>Total as at June 30, 2023</b>								

## 5.2 Government securities - GoP Ijarah Sukuks

Issue date	Tenor	Face value (Rupees in '000)			Rupees in '000			Market value as a percentage of total investments of the plan	Market value as a percentage of net assets of the plan
		As at July 1, 2023	Purchases during the period	Sales / redemptions during the period	As at March 31, 2024	Carrying value as at March 31, 2024	Market value as at March 31, 2024		
<b>Fixed Rate Plan I</b>									
December 4, 2023	1 Years	-	25,000	25,000	-	-	-	-	-
October 26, 2022	5 Years	-	68,000	68,000	-	-	-	-	-
April 17, 2023	1 Years	-	1,000,000	1,000,000	-	-	-	-	-
<b>Total as at March 31, 2024</b>			<b>1,093,000</b>	<b>1,093,000</b>					
<b>Fixed Rate Plan II</b>									
December 4, 2023	1 Years	-	50,000	-	50,000	50,126	50,000	(126)	0.00%
<b>Total as at March 31, 2024</b>			<b>50,000</b>		<b>50,000</b>	<b>50,126</b>	<b>50,000</b>	<b>(126)</b>	<b>0.00%</b>

## 5.3 Government securities - Pakistan Investment Bonds

Issue date	Tenor	Face Value			December 31, 2023			Market value as a percentage of total investments of the plan	Market value as a percentage of net assets of the plan
		As at July 01, 2023	Purchased during the period	Disposed / matured during the period	As at December 31, 2023	Carrying value	Market value		
----- Rupees in '000 -----									
<b>Fixed Rate Plan I</b>									
December 30, 2021	2 years	-	11,340,000	11,340,000	-	-	-	-	-
July 4, 2023	3 years	-	1,150,000	1,150,000	-	-	-	-	-
September 21, 2023	5 years	-	14,710,000	14,710,000	-	-	-	-	-
September 8, 2022	2 years	-	6,020,000	6,020,000	-	-	-	-	-
October 19, 2023	5 years	-	3,480,000	3,480,000	-	-	-	-	-
<b>Total as at March 31, 2024</b>									
<b>Fixed Rate Plan II</b>									
October 19, 2023	5 years	-	7,435,000	7,435,000	-	-	-	-	-
July 4, 2023	3 years	-	700,000	700,000	-	-	-	-	-
January 17, 2024	3 years	-	275,000	275,000	-	-	-	-	-
February 7, 2024	3 years	-	700,000	700,000	-	-	-	-	-
May 06, 2021	3 years	-	700,000	-	700,000	682,599	683,480	881	15.63%
June 18, 2020	3 years	-	2,425,000	2,425,000	-	-	-	-	-
September 8, 2022	3 years	-	2,000,000	2,000,000	-	-	-	-	-
September 21, 2023	3 years	-	11,000,000	10,475,000	525,000	512,603	501,638	(10,966)	11.47%
April 6, 2023	3 years	-	2,240,900	2,240,900	-	-	-	-	-
December 14, 2023	3 years	-	1,840,000	1,840,000	-	-	-	-	-
December 30, 2021	2 years	-	2,400,000	2,400,000	-	-	-	-	-
September 8, 2022	2 years	-	9,640,000	9,640,000	-	-	-	-	-
<b>Total as at March 31, 2024</b>			<b>41,355,900</b>	<b>40,130,900</b>	<b>1,225,000</b>	<b>1,195,202</b>	<b>1,185,118</b>	<b>(10,084)</b>	<b>27.11%</b>
----- Percentage -----									

## 5.4 Unrealised appreciation / (diminution) on re-measurement of investments classified as 'financial asset at fair value through profit or loss' - net

----- March 31, 2024 -----						
----- (Un-audited) -----						
	Fixed Rate Plan I	Fixed Rate Plan II	Fixed Rate Plan III	Total		
<b>Note</b>	----- Rupees in '000 -----					
Market value of investments	5.1,5.2 & 5.3	-	4,371,728	6,128,157	10,499,885	
Less: Carrying value of investments	5.1,5.2 & 5.3	-	4,400,751	6,172,676	10,573,427	
			(29,024)	(44,519)	(73,543)	

## 6. PAYABLE TO ABL ASSET MANAGEMENT COMPANY LIMITED - MANAGEMENT COMPANY - RELATED PARTY

----- March 31, 2024 -----					
----- (Un-audited) -----					
	Fixed Rate Plan I	Fixed Rate Plan II	Fixed Rate Plan III	Total	
<b>Note</b>	----- Rupees in '000 -----				
Management fee payable	6.1	-	3,764	1,039	4,803
Punjab Sales Tax payable on remuneration of the Management Company	6.2	-	602	166	769
Others payable to the Management Company		-	-	-	-
			4,367	1,205	5,572



- 6.1 The Management company has charged remuneration upto 2% of net assets per annum based on the daily net assets of the Fund. The amount of remuneration is being paid monthly in arrears.
- 6.2 During the year, an aggregate amount of Rs 7.617 million @ 16% was charged on account of sales tax on management fee levied through Punjab Sales Tax on Services Act, 2012.

**7. PAYABLE TO CENTRAL DEPOSITORY COMPANY OF PAKISTAN LIMITED - TRUSTEE - RELATED PARTY**

	----- March 31, 2024 ----- ----- (Un-audited) -----			
	Fixed Rate Plan I	Fixed Rate Plan II	Fixed Rate Plan III	Total
<b>Note</b>	----- Rupees in '000 -----			
Trustee fee payable	7.1	-	207	493
Sindh Sales tax payable on trustee fee	7.2	-	27	64
	-	234	323	557

- 7.1 The Trustee is entitled to monthly remuneration for services rendered to the Fund under the provisions of the Trust Deed at the rate of 0.055% per annum of net assets. Accordingly the Fund has charged trustee fee at the above mentioned rate during the period.
- 7.2 During the year, an aggregate amount of Rs 0.321 million @ 16% was charged on account of sales tax on management fee levied through Punjab Sales Tax on Services Act, 2012.

**8. PAYABLE TO SECURITIES AND EXCHANGE COMMISSION OF PAKISTAN**

	----- March 31, 2024 ----- ----- (Un-audited) -----			
	Fixed Rate Plan I	Fixed Rate Plan II	Fixed Rate Plan III	Total
<b>Note</b>	----- Rupees in '000 -----			
Annual fee payable	-	282	390	672

- 8.1 This represents annual fee at the rate of 0.075% of the average annual net assets of the Fund payable to SECP under regulation 62 read with Schedule II of the NBFC Regulations.

**9. ACCRUED EXPENSES AND OTHER LIABILITIES**

	----- March 31, 2024 ----- ----- (Un-audited) -----			
	Fixed Rate Plan I	Fixed Rate Plan II	Fixed Rate Plan III	Total
	----- Rupees in '000 -----			
Auditors' remuneration payable	-	315	120	435
Printing charges payable	-	25	-	25
Withholding tax payable	-	-	-	-
Brokerage fee payable	-	201	-	201
	-	541	120	661

**10. CONTINGENCIES AND COMMITMENTS**

There were no contingencies and commitments outstanding as at the March 31, 2024

**11. TAXATION**

The income of the Fund is exempt from income tax under clause (99) of Part I of the Second Schedule to the Income Tax Ordinance, 2001 subject to the condition that not less than 90% of the accounting income for the year as reduced by capital gains, whether realised or unrealised, is distributed amongst the unit holders as cash dividend. Furthermore, as per Regulation 63 of the Non-Banking Finance Companies and Notified Entities Regulations, 2008, the Fund is required to distribute not less than 90% of its accounting income for the year derived from sources other than capital gains as reduced by such expenses as are chargeable thereon to the unitholders. Since the management intends to distribute the required minimum percentage of income earned by the Fund for the year ending June 30, 2020 to the unit holders in the manner as explained above, no provision for taxation has been made in these condensed interim financial statements during the

The Fund is also exempt from the provisions of Section 113 (minimum tax) under clause 11A of Part IV of the Second Schedule to the Income Tax Ordinance, 2001.

## 12. EARNINGS PER UNIT (EPU)

Earnings per unit (EPU) has not been disclosed as in the opinion of management, determination of the cumulative weighted average number of outstanding units for calculating EPU is not practicable.

## 13. TOTAL EXPENSE RATIO

The annualised total expense ratio (TER) of the plans based on the current period results is as follows:

	----- March 31, 2024 -----		
	----- (Un-audited) -----		
	Fixed Rate	Fixed Rate	Fixed Rate
	Plan I	Plan II	Plan III
	----- % -----		
Total annualised expense ratio	0.00%	1.40%	0.74%
Government Levies and the SECP Fee	0.00%	0.25%	0.22%

The above calculated ratio is within the maximum limit of 2.0% prescribed under the NBFC Regulations for a collective investment scheme categorised as a Capital Protected scheme.

## 14. TRANSACTIONS WITH CONNECTED PERSONS / RELATED PARTIES

- 14.1** Connected persons include ABL Asset Management Company Limited being the Management Company, Central Depository Company of Pakistan Limited being the Trustee, other collective investment schemes managed by the Management Company, any entity in which the Management Company, its CISs or their connected persons have material interest, any person or company beneficially owning directly or indirectly ten percent or more of the capital of the Management Company or the net assets of the Fund, directors and their close family members and key management
- 14.2** Transactions with connected persons are executed on an arm's length basis and essentially comprise sale and redemption of units, fee on account of managing the affairs of the Fund, sales load, other charges and distribution payments to connected persons. The transactions with connected persons are in the normal course of business, at contracted rates and
- 14.3** Remuneration to the Management Company of the Fund is determined in accordance with the provisions of the NBFC Regulations, 2008 and the Trust Deed.
- 14.4** Remuneration to the Trustee of the Fund is determined in accordance with the provisions of the Trust Deed.
- 14.5** Accounting and operational charges and selling and marketing expenses are charged to the Fund by the Management Company subject to the maximum prescribed Total Expense Ratio.

14.6 Detail of transactions with related parties / connected persons during the period:

	March 31, 2024 (Un-audited)			Total
	Fixed Rate Plan I	Fixed Rate Plan II	Fixed Rate Plan III	
----- Rupees in '000 -----				
<b>ABL Asset Management Company Limited</b>				
<b>- Management Company</b>				
Remuneration of the Management Company	30,192	15,421	1,997	47,609
Punjab Sales Tax on remuneration of the Management Company	4,831	2,467	320	7,617
<b>Central Depository Company of Pakistan Limited</b>				
Remuneration of the Trustee	1,071	848	549	2,469
Sindh Sales Tax on remuneration of the Trustee	139	110	71	321
<b>Allied Bank Limited</b>				
Bank charges	40	28	1	69
Profit on savings accounts	42,152	24,663	3,388	70,203
<b>DEL Power Pvt. Ltd.</b>				
Issue of 68,056,451 units - Fixed Rate Plan II	-	680,565	-	680,565
<b>DEL Projects (Pvt) Limited</b>				
Issue of 46,701,189 units - Fixed Rate Plan II	-	467,012	-	467,012
<b>Cyber Internet Services Private Ltd</b>				
Issue of 50,043,663 units - Fixed Rate Plan II	-	500,437	-	500,437
<b>English Biscuit Manufacturers Pvt Ltd</b>				
Issue of 93,763,844 units - Fixed Rate Plan I	937,638	-	-	937,638
Redemption of 93,763,844 units - Fixed Rate Plan I	938,192	-	-	938,192
<b>KOT ADDU POWER COMPANY LIMITED</b>				
Issue of 600,405,494 units - Fixed Rate Plan III	-	-	6,004,055	6,004,055

14.7 Details of balances outstanding at the period / year end with connected persons are as follows:

	March 31, 2024 (Un-audited)			Total
	Fixed Rate Plan I	Fixed Rate Plan II	Fixed Rate Plan III	
----- Rupees in '000 -----				
<b>ABL Asset Management Company Limited</b>				
<b>- Management Company</b>				
Remuneration payable	-	3,764	1,039	4,803
Punjab sales tax on remuneration	-	602	166	769
Others payable to the Management Company	-	-	-	-
<b>Central Depository Company of Pakistan Limited</b>				
Remuneration payable	-	207	286	493
Sindh sales tax on remuneration of the Trustee	-	27	37	64
Balance in IPS account	-	449	53	502
<b>Allied Bank Limited</b>				
Bank balance	-	31,893	38,410	70,303
Profit receivable	-	1,435	510	1,945
<b>DEL Power Pvt. Ltd.</b>				
Outstanding 68,056,451 units - Fixed Rate Plan II	-	725,237	-	725,237
<b>DEL Projects (Pvt) Limited</b>				
Outstanding 46,701,189 units - Fixed Rate Plan II	-	497,667	-	497,667
<b>Cyber Internet Services Private Ltd</b>				
Outstanding 50,043,663 units - Fixed Rate Plan II	-	533,285	-	533,285
<b>KOT ADDU POWER COMPANY LIMITED</b>				
Outstanding 600,405,494 units - Fixed Rate Plan III	-	-	6,165,084	6,165,084

14.7 Other balances due to / from related parties / connected persons are included in the respective notes to the condensed interim financial statements.

## 15 FINANCIAL RISK MANAGEMENT OBJECTIVES AND POLICIES

The Fund's objective in managing risk is the creation and protection of unit holders' value. Risk is inherent in the Fund's activities, but it is managed through monitoring and controlling activities which are primarily set up to be performed based on limits established by the Management Company, the constitutive documents of the Fund and the regulations and directives of the SECP. These limits reflect the business strategy and market environment of the Fund as well as the level of the risk that the Fund is willing to accept. The Board of Directors of the Management Company supervises the overall risk management approach within the Fund. The Fund is exposed to market risk, liquidity risk and credit risk arising from the financial instruments it holds.

### 15.1 Market risk

Market risk is the risk that the fair value or future cash flows of a financial instrument will fluctuate as a result of changes in market prices.

The Management Company manages the market risk through diversification of the investment portfolio and by following the internal guidelines established by the Investment Committee.

Market risk comprises of three types of risks: yield / interest rate risk, currency risk, and price risk.

#### (i) Yield / interest rate risk

Yield / interest rate risk is the risk that the fair value or future cash flows of a financial instrument will fluctuate as a result of changes in market interest rates. The Fund is exposed to such risk on its balances held with banks, investments in term finance and sukuk certificates and Pakistan investment bonds. The Investment Committee of the Fund reviews the portfolio of the Fund on a regular basis to ensure that the risk is managed within the acceptable limits.

#### (ii) Currency risk

Currency risk is the risk that the fair value or future cash flows of a financial instrument will fluctuate as a result of changes in foreign exchange rates. The Fund does not have any financial instruments in foreign currencies and hence is not exposed to such risk.

#### (iii) Price risk

Price risk is the risk that the fair value or future cash flows of a financial instrument will fluctuate because of changes in market prices (other than those arising from interest rate risk or currency risk) whether those changes are caused by factors specific to the individual financial instrument or its issuer, or factors affecting all similar financial instruments traded in the market.

### 15.2 Liquidity risk

Liquidity risk is the risk that the Fund may not be able to generate sufficient cash resources to settle its obligation in full as they fall due or can only do so on terms that are materially disadvantageous to the Fund.

The Fund is exposed to daily redemptions at the option of unit holders. The Fund's approach to managing liquidity is to ensure, as far as possible, that the Fund will always have sufficient liquidity to meet its liabilities when due under both normal and stressed conditions. The Fund's policy is, therefore, to invest the majority of its assets in investments that are traded in an active market and can be readily disposed and are considered readily realisable.

In order to manage the Fund's overall liquidity, the Fund may also withhold daily redemption requests in excess of ten percent of the units in issue and such requests would be treated as redemption requests qualifying for being processed on the next business day. Such procedure would continue until the outstanding redemption requests come down to a level below ten percent of the units then in issue. The Fund did not withhold any redemptions during the period.

### 15.3 Credit risk

Credit risk is the risk that the counterparty to a financial instrument will cause a financial loss to the Fund by failing to discharge its obligation as it falls due.

## 16. FAIR VALUE MEASUREMENT

Fair value is the price that would be received to sell an asset or paid to transfer a liability in an orderly transaction between market participants at the measurement date.

Underlying the definition of fair value is the presumption that the Fund is a going concern without any intention or requirement to curtail materially the scale of its operations or to undertake a transaction on adverse terms.

Financial assets which are tradable in an open market are revalued at the market prices prevailing on the statement of assets and liabilities date. The estimated fair value of all other financial assets and liabilities is considered not to be significantly different from the respective book values.

International Financial Reporting Standard 13, 'Fair Value Measurement' requires the Fund to classify assets using a fair value hierarchy that reflects the significance of the inputs used in making the measurements. The fair value hierarchy has the following levels:

Level 1: quoted prices (unadjusted) in active markets for identical assets or liabilities;

Level 2: inputs other than quoted prices included within level 1 that are observable for the asset or liability either directly (i.e. as prices) or indirectly (i.e. derived from prices); and

Level 3: inputs for the asset or liability that are not based on observable market data (i.e. unobservable inputs).

As at March 31, 2024, the Fund held the following financial instruments measured at fair value:

### Fixed Rate Plan I

#### At fair value through profit or loss

Government securities - GoP Ijara Sukuks  
Government securities - Pakistan Investment Bonds

As at March 31, 2024 (Un-audited)			
Level 1	Level 2	Level 3	Total
----- Rupees in '000 -----			
-	-	-	-
-	-	-	-
<u>-</u>	<u>-</u>	<u>-</u>	<u>-</u>

### Fixed Rate Plan II

#### At fair value through profit or loss

Government securities - GoP Ijara Sukuks  
Government securities - Pakistan Investment Bonds

As at March 31, 2024 (Un-audited)			
Level 1	Level 2	Level 3	Total
----- Rupees in '000 -----			
-	50,000	-	50,000
-	1,185,118	-	1,185,118
<u>-</u>	<u>4,371,728</u>	<u>-</u>	<u>4,371,728</u>

### Fixed Rate Plan III

#### At fair value through profit or loss

Government securities - Market Treasury Bills

As at March 31, 2024 (Un-audited)			
Level 1	Level 2	Level 3	Total
----- Rupees in '000 -----			
-	6,128,157	-	6,128,157
<u>-</u>	<u>6,128,157</u>	<u>-</u>	<u>6,128,157</u>


## 17. GENERAL

17.1 Figures have been rounded off to the nearest (thousand) Rupee unless otherwise stated.

## 18. DATE OF AUTHORISATION FOR ISSUE

These condensed interim financial statements were authorised for issue on April 22, 2024 by the Board of Directors of the Management Company.

For ABL Asset Management Company Limited  
(Management Company)



Saqib Matin  
Chief Financial Officer



Naveed Nasim  
Chief Executive Officer



Pervaiz Iqbal Butt  
Director

## اعتراف


ہم اپنے قابل قدر سرمایہ کاروں کا شکریہ ادا کرتے ہیں جنہوں نے ہم پر اعتماد کیا ہے۔ بورڈ سیکوریٹیز اینڈ ایکسچینج کمیشن آف پاکستان، ٹرسٹی (سنٹرل ڈپازٹری کمپنی آف پاکستان لمیٹڈ) اور پاکستان اسٹاک ایکسچینج لمیٹڈ کے انتظامیہ کی ان کی مسلسل رہنمائی اور مدد کے لئے ان کا شکریہ بھی ادا کرتا ہے۔ ڈائریکٹرز انتظامی ٹیم کے ذریعہ کی جانے والی کوششوں کی بھی تعریف کرتے ہیں۔

بورڈ کی طرف سے اور بورڈ کے لئے



ڈائریکٹر

لاہور 22 اپریل، 2024



نوید نسیم  
چیف ایگزیکٹو آفیسر

میسرز۔ اے ایف فرگوسن اینڈ کمپنی (چارٹرڈ اکاؤنٹنٹس)، کو اے بی ایل فیکسڈ ریٹ فنڈ (اے بی ایل - ایف آر ایف) کے لئے 30 جون 2024 کو ختم ہونے والے سال کے لئے بطور آڈیٹر مقرر کیا گیا ہے۔

## مینجمنٹ کمپنی کی کوالیٹی کی درجہ بندی

26 اکتوبر 2023 کو پاکستان کریڈٹ ریٹنگ ایجنسی لمیٹڈ (PACRA) نے ABL ایسیٹ مینجمنٹ کمپنی (ABLAMC) کی مینجمنٹ کوالٹی ریٹنگ (MQR) کو 'AM1' (AM-One) تفویض کی ہے۔ تفویض کردہ درجہ بندی پر آؤٹ لک 'مستحکم' ہے۔

## مستقبل کا آؤٹ لک

اس حقیقت کے باوجود کہ پالیسی کی شرح 22% پر کوئی تبدیلی نہیں کی گئی ہے، مختصر مدت اور طویل مدتی آلات دونوں کی پیداوار میں کمی آئی ہے جس سے ظاہر ہوتا ہے کہ مارکیٹ کے شرکاء مستقبل قریب میں شرح میں کمی کی توقع کر رہے ہیں۔ ہمارا بنیادی معاملہ یہ ہے کہ ہم CY24 کی دوسری سہ ماہی میں پہلی شرح میں کمی کی توقع کر رہے ہیں کیونکہ مارچ کے مہینے میں CPI کی رپورٹ کے مطابق حقیقی سود کی شرحیں مثبت ہو گئی ہیں۔

ہم توقع کرتے ہیں کہ نئی حکومت آئی ایم ایف کے ساتھ ایک طویل المدتی انتظامات پر بات چیت کرنے میں کامیاب ہو جائے گی جس سے روپے کو مزید استحکام ملے گا اور یورو بانڈ مارکیٹ کھلے گی اور دیگر کثیر جہتی ایجنسیوں جیسے ورلڈ بینک، اے ڈی بی، آئی ایس ڈی بی وغیرہ سے فنڈنگ حاصل ہوگی۔

23 اگست سے پیداوار کے منحنی خطوط میں تبدیلی پہلے ہی تیز ہو چکی ہے۔ چھوٹے سرے پر پیداوار کا 3M، 6M اور 12 M T-Bills کے ساتھ کافی حد تک چپٹا ہو گیا ہے، جو پالیسی ریٹ سے تقریباً 100bps کا منفی پھیلاؤ رکھتا ہے۔ پیداوار کے طویل اختتام پر، 2.5 yrs اور 5 yrs کی پالیسی ریٹ سے پھیلاؤ تقریباً 475bps اور 650bps ہے۔

آگے بڑھتے ہوئے، ہم اپنے منی مارکیٹ پورٹ فولیوز کی چلتی پیداوار کو نقصان پہنچائے بغیر ان کی مدت میں اضافہ کرنے کا ارادہ رکھتے ہیں۔ لہذا، ہم اپنی پوزیشنوں کو فلورٹرز سے فیکسڈ ریٹ پی آئی بی اور طویل دورانیے کے ٹی بلز میں تبدیل کریں گے۔

مزید، ہم بینکوں کے ساتھ ڈیپازٹ سودوں کے ساتھ گفت و شنید کر رہے ہیں تاکہ منافع کی شرح T-Bill کی پیداوار سے بہتر ہو تاکہ ہم کیپیٹل گین بک کرنے کے لیے پیداوار کے چھوٹے سرے پر تجارت کر سکیں اور بینکوں میں فنڈز واپس لے جا سکیں تاکہ چل رہی پیداوار کو بہتر بنایا جاسکے۔

ہم اپنے نقطہ نظر میں محتاط رہیں گے اور اس وقت تک مارکیٹ سے متاثر نہیں ہوں گے جب تک کہ مزید واضح نہ ہو، خاص طور پر سیاسی اور اقتصادی محاذ پر جس کے بعد ہم طویل مدتی آلات میں پوزیشن حاصل کریں گے۔

اسٹیٹ بینک آف پاکستان نے اس مدت کے دوران پالیسی ریٹ کو 22 فیصد پر برقرار رکھا۔ تاہم، اس نے اطلاع دی ہے کہ آنے والے مہینوں میں افراط زر میں کمی واقع ہوگی جس کی وجہ اعلیٰ بنیاد اثر اور سست ماہانہ مہنگائی ہے۔ آگے بڑھتے ہوئے، اسٹیٹ بینک آف پاکستان پالیسی میں شرح سود میں 100 bps کی کمی کر سکتا ہے کیونکہ حقیقی شرح سود مثبت ہوگئی ہے اور افراط زر میں کمی کارجمان دیکھا گیا ہے۔ مزید برآں، 22 مارچ 2024 تک اسٹیٹ بینک کے ذخائر 8.0 بلین امریکی ڈالر تھے۔

9MFY24 میں، T-Bill کٹ آف پیداوار میں مختلف مدتوں میں 101bps کی کمی واقع ہوئی۔ M-3 کٹ آف پیداوار میں 34bps کی کمی 22.00% سے 21.66%، 6M کٹ آف پیداوار میں 158bps کی کمی سے 21.97% سے 20.39% اور 12M کٹ آف پیداوار میں 110bps کی کمی سے 22.00% سے 22.00% ہوگئی۔ 9MCY23 کے دوران، حکومت نے 3M، 6M اور 12M مدتوں میں مجموعی طور پر PKR 18430bn کا قرضہ لیا جو گزشتہ سال کی اسی مدت میں لی گئی رقم سے 29% زیادہ ہے۔

مقررہ شرح PIB نیلامی میں اس مدت کے دوران 3Y، 5Y اور 10Y مدتوں میں قابل ذکر شرکت دیکھنے میں آئی اور PKR 913bn کا اضافہ ہوا جو گزشتہ سال کی اسی مدت میں جمع کی گئی رقم سے 6% زیادہ ہے۔ 3Y بانڈز کٹ آف میں 257bps کی کمی ہوئی اور تقریباً 16.78% پر آئے جبکہ 5Y بانڈز اور 10Y بانڈز کٹ آف بالترتیب 240bps اور 140bps کے اضافے کے ساتھ تقریباً 15.49% اور 14.35% پر بند ہوئے۔ زیر غور مدت میں 15Y، 20Y اور 30Y PIBs میں کوئی شرکت نہیں دیکھی گئی۔

### میوچل فنڈ انڈسٹری کا جائزہ

اوپن اینڈ میوچل فنڈ انڈسٹری کے زیر انتظام (AUMs) کل اثاثوں میں فروری 24 تک 49% (YoY PKR 1613bn سے PKR 2409bn تک) کا اضافہ ہوا۔ بڑی آمد اسلامی آمدنی (YoY 115%) اور فکسڈ ریٹ / ریٹرن اسکیم (YoY 107%) میں بالترتیب PKR 400bn اور PKR 108bn پر بڑی نمود دیکھی۔ ایکویٹی فنڈز کے AUMs میں بھی 42% YoY اضافہ ہوا ہے اور PKR 122bn تک پہنچ گیا ہے۔ کیپیٹل پروٹیکٹڈ اسکیموں نے PKR 73bn تک تیزی سے اضافہ دیکھا۔ IMF SBA پروگرام USD 3bn کے بعد ایکویٹی فنڈز میں اضافہ سرمایہ کاروں کے مثبت جذبات سے منسوب کیا جاسکتا ہے۔

### فنڈ کی کارکردگی

#### اے بی ایل فکسڈ ریٹ پلان II

FY24 کی Q3 کو ختم ہونے والی مدت کے لیے، ABL فکسڈ ریٹ پلان II نے 21.20% کے بیٹچ مارک ریٹرن کے مقابلے میں 18.43% پر سالانہ ریٹرن پوسٹ کیا، اس طرح بیٹچ مارک کے مقابلے میں کارکردگی 277bps سے کم رہی۔ مارچ 24 کے آخر میں، PIBs میں فنڈ کی 26.49% نمائش، TBills میں 70.04% اور کیش میں 0.72% کی نمائش تھی۔

#### اے بی ایل فکسڈ ریٹ پلان III

FY24 کی Q3 کو ختم ہونے والی مدت کے لیے، ABL فکسڈ ریٹ پلان III نے 20.70% کے بیٹچ مارک ریٹرن کے مقابلے میں 16.32% پر سالانہ منافع پوسٹ کیا، اس طرح بیٹچ مارک کے مقابلے میں کارکردگی 438bps سے کم رہی۔ مارچ 24 کے آخر میں، ٹی بلز میں فنڈ کا 99.27% ایکسپوزر تھا اور 0.62% نقد رقم میں رکھا گیا تھا۔



## مینجمنٹ کمپنی کے ڈائریکٹرز کی رپورٹ

اے بی ایل فکسڈ ریٹ فنڈ (اے بی ایل - ایف آر ایف) کی انتظامیہ کمپنی، اے بی ایل ایسٹ مینجمنٹ کمپنی لمیٹڈ کے بورڈ آف ڈائریکٹرز 31 مارچ 2024 کو ختم ہونے والے نو مہینوں کے لئے اے بی ایل فکسڈ ریٹ فنڈ کے کنڈینسڈ عبوری فنانشل اسٹیٹمنٹ (غیر آڈٹ شدہ) پیش کرنے پر خوشی محسوس کرتے ہیں۔

### اقتصادی کارکردگی کا جائزہ

پاکستان کی معیشت نے مالی سال 2024 کے پہلے نو مہینوں کے دوران کافی واقعاتی دور سے گزرنا شروع کیا۔ اس عرصے کو پاکستان نے IMF کے ساتھ 3 بلین امریکی ڈالر کا SBA کامیابی سے حاصل کرنے، عام انتخابات کے بخوبی انجام دہی، اور وفاقی اور صوبائی سطحوں پر نئی حکومتوں کی تشکیل سے نمایاں کیا تھا۔ محمد اور نگزیب کی بطور وزیر خزانہ تقرری نے معیشت میں پائی جانے والی غیر یقینی صورتحال کا بھی حل نکالا ہے۔ اس عرصے کے دوران آئی ایم ایف، نئے قرضوں اور چین، سعودی عرب اور متحدہ عرب امارات سے آنے والے رقوم کی آمد سے زر مبادلہ کے ذخائر میں اضافہ ہوا ہے جو کہ اب 22 مارچ 2024 تک 8.0 بلین امریکی ڈالر کے قریب ہے۔ انٹرنیٹ مارکیٹ میں 307 کی کم ترین سطح ریکارڈ کرنے کے بعد پاکستانی روپے کی قدر میں بھی ڈالر کے مقابلے میں اضافہ ہوا ہے اور اس مدت کے اختتام پر پاکستانی روپے 277.9 پر بند ہوا ہے۔ تاہم، مہنگائی ایک مستقل تشویش رہی، کیونکہ نگران حکومت نے اس عرصے کے دوران گیس کے نرخوں میں دو مرتبہ بڑے پیمانے پر اضافے کی منظوری دی، جس سے سال بہ سال (YoY) کی بنیاد پر مہنگائی کی شرح میں اضافہ 27.2 فیصد ہو گیا۔ ادائیگی کے توازن کے محاذ پر، ملک نے اپنے کرنٹ اکاؤنٹ خسارے میں تقریباً 74% کی کمی ظاہر کی ہے، جس نے 8MFY24 کے دوران USD 999mn کا خسارہ پوسٹ کیا ہے جو گزشتہ سال اسی مدت میں USD کے خسارے کے مقابلے میں (SPLY) 3846mn تھا۔ کرنٹ اکاؤنٹ خسارے میں کمی بنیادی طور پر درآمدات میں کمی اور برآمدات میں بالترتیب USD 1.7bn (بشمول سامان اور خدمات) اور USD 1.8bn (بشمول سامان اور خدمات) کی وجہ سے ہوئی۔ تاہم، 8MFY24 کے دوران، کارکنوں کی ترسیلات زر میں USD 224mn کی کمی واقع ہوئی، جو تقریباً USD 18.08bn پر ہے۔ حکومت کی طرف سے اٹھائے گئے انتظامی اقدامات کے ساتھ ساتھ سخت مانیٹری اور مالیاتی پالیسی ایسی بہتری کا باعث بنی ہے۔ مزید برآں، اس عرصے کے دوران انٹرنیٹ مارکیٹ میں روپیہ 307 کی کم ترین سطح پر ریکارڈ کیا گیا، لیکن بعد میں بحال ہوا اور مدت کے اختتام پر 277.9 PKR پر بند ہوا۔ مالی لحاظ سے، FBR اس عرصے کے دوران PKR 6710bn جمع کرنے میں کامیاب رہا۔ آگے بڑھتے ہوئے، مہنگائی میں آسانی کے ساتھ پاکستان کے لئے آئی ایم ایف پروگرام میں داخلے کے حوالے سے خبریں معیشت کی سمت کا تعین کرے گی۔

### مئی مارکیٹ کا جائزہ

9MFY24 میں، پاکستان کا کنزیومر پرائس انڈیکس (CPI) سال بہ سال اوسطاً 27.1% تک پہنچ گیا، جبکہ پچھلے سال کی اسی مدت میں 27.2% کا اضافہ ہوا۔ مہنگائی میں اہم کردار ادا کرنے والے شعبوں میں خوراک، نقل و حمل اور رہائش شامل ہیں جس کی وجہ گھریلو پٹرولیم مصنوعات کی قیمتوں میں اضافہ، بجلی کے نرخوں میں اضافہ اور گیس کی قیمتوں میں دو مرتبہ بے مثال اضافہ ہے۔



ABL Asset Management

Discover the potential

For Information on ABL AMC's Funds, please visit



[www.ablamc.com](http://www.ablamc.com) or



0800-22526

or visit any Allied Bank Branch