



ABL Government Securities Fund

Nine Months Report

CONDENSED INTERIM FINANCIAL INFORMATION
FOR THE PERIOD ENDED MARCH 31, 2021



ABL Asset Management

Discover the potential

CONTENTS

Fund's Information	1
Report of the Directors of the Management Company	2
Condensed Interim Statement of Assets and Liabilities	5
Condensed Interim Income Statement (Un-audited)	6
Condensed Interim Statement of Movement in Unit Holders' Fund (Un-audited)	7
Condensed Interim Cash Flow Statement (Un-audited)	8
Notes to and Forming Part of the Condensed Interim Financial Information (Un-audited)	9
Report of the Directors of the Management Company (Urdu Version)	22

ABL GOVERNMENT SECURITIES FUND

FUND'S INFORMATION

Management Company:	ABL Asset Management Company Limited Plot/Building # 14, Main Boulevard, DHA, Phase - VI, Lahore - 54810	
Board of Directors	Sheikh Mukhtar Ahmed Mr. Mohammad Naeem Mukhtar Mr. Muhammad Waseem Mukhtar Mr. Tahir Hassan Qureshi Mr. Pervaiz Iqbal Butt Mr. Muhammad Kamran Shahzad Mr. Alee Khalid Ghaznavi	Chairman Non-Executive Director Non-Executive Director Non-Executive Director Independent Director Independent Director CEO/Executive Director
Audit Committee:	Mr. Muhammad Kamran Shahzad Mr. Muhammad Waseem Mukhtar Mr. Pervaiz Iqbal Butt	Chairman Member Member
Human Resource and Remuneration Committee	Mr. Muhammad Waseem Mukhtar Mr. Pervaiz Iqbal Butt Mr. Alee Khalid Ghaznavi Mr. Muhammad Kamran Shahzad	Chairman Member Member Member
Chief Executive Officer of The Management Company:	Mr. Alee Khalid Ghaznavi	
Chief Financial Officer & Company Secretary:	Mr. Saqib Matin	
Chief Internal Auditor:	Mr. Kamran Shahzad	
Trustee:	Central Depository Company of Pakistan Ltd. CDC House, 99-B, Block 'B', S.M.C.H.S., Main Shakra-e-Faisal, Karachi - 74400	
Bankers to the Fund:	Allied Bank Limited Bank Al- Falah Limited Faysal Bank Limited JS Bank Limited Sindh Bank Limited	
Auditor:	M/S. A.F. Ferguson & Co. Chartered Accountants State life Building No. 1-C I.I Chundrigar Road, Karachi.	
Legal Advisor:	Ijaz Ahmed & Associates Suite # 7, 11th Zamzama Street Phase-V, DHA Karachi.	
Registrar:	ABL Asset Management Company Limited. L - 48, Defence Phase - VI, Lahore - 74500	



REPORT OF THE DIRECTORS OF THE MANAGEMENT COMPANY

The Board of Directors of ABL Asset Management Company Limited, the management company of ABL Government Securities Fund (ABL-GSF), is pleased to present the Condensed Interim Financial Statements (un-audited) of ABL Government Securities Fund for the nine months ended March 31, 2021.

ECONOMIC PERFORMANCE REVIEW

During the period, average CPI has been reached to ~8.35%YoY compared to ~11.53%YoY in the same period last year (SPLY). Though inflation appeared lower predominantly on the back of higher base effect, the monthly inflation kept on rising (~8.46% in cumulative vs ~8.04% in the SPLY) amid higher commodity, transport, and electricity prices. The food, Housing, and transport indices represented a cumulative increase of ~9.38%, ~9.12%, and ~15.83%, respectively. Moving ahead, the average inflation for FY21 is reckoned to settle at 9.2%YoY, slightly above the upper limit of the SBP's target range of 7%-9%.

On balance of payment (BOP) front, Pakistan posted a current account surplus of USD 881 million for 8MFY21 compared to a deficit of ~USD 2.74 billion during the SPLY. Pakistan exported goods & services worth of ~USD 19.88 billion for 8MFY21 compared to ~USD 20.25 billion in SPLY. On the other hand, Pakistan imported goods & services worth ~USD 37.30 billion in 8MFY21 compared to ~USD 35.72 billion in SPLY. This increase in imports is led by higher commodity prices and revival in economic activity. Overall trade deficit increased by 12.64%YoY during the 8MFY21 compared to SPLY. This increase in imports is offset by increased remittances. In aggregate, remittances for the 8MFY21 arrived at ~USD 18.74 billion compared to ~USD 15.10 billion during 8MFY20. Foreign exchange reserves, at SBP, stood at ~USD 13.30 billion, as of April 1st 2021, providing a total import cover of ~3.03 months.

On the fiscal side, FBR managed to collect ~PKR 3.40 trillion for 9MFY21, overshooting the target of PKR ~3.30 trillion for the period by ~PKR 106 billion.

MUTUAL FUND INDUSTRY REVIEW

Total assets under management (AUMs) of the open-end mutual fund industry posted an immense growth of 25% during 8MFY21 (from PKR 788 billion to PKR 982 billion), mainly on account of substantial flows in equity market funds due to insatiable appetite for risky asset class amid revival of economic activities in the country. Equity market funds, including conventional and Islamic, witnessed huge growth of 40% to close the period at PKR 240 billion. Similarly, total money market and fixed income funds' AUMs swelled by 25% and 24% to PKR 396 billion and PKR 238 billion, respectively.

Money Market Review:

During the period under review secondary market yields throughout the curve shifted upwards. The yield movement was primarily driven by higher than expected headline CPI amid extraordinary increase in food prices & electricity & gas tariff adjustments. Furthermore, the drastic reduction in COVID19 cases, roll out of vaccinations had an upwards impact on yields. While the secondary market yields continued to rise State Bank of Pakistan in its monetary policies announced during the period emphasized on continuity & stability of current policy. SBP in its monetary policy in Jan'21 where the macroeconomic indicators were highlighted including strong recovery in LSM growth rate and improvements in external account position

amid strong remittances during the period under review. The committee highlighted that the pressure on headline CPI is mainly caused by sharp increase in food items whereas core inflation continues to remain between 6% – 7%. For the first time ever, MPC provided the market with forward guidance indicating that there will be no changes in interest rates in medium term horizon.

During the period, T-bill cut off yields increased sharply with 3M, 6M and 12M increased from 6.75%, 7.05% and 7.10% to 7.58%, 7.79% and 7.80% respectively at the end of Mar'21. Similar movements were witnessed in PIB auction where the cut off yields settled at 9.41%, 9.90% & 10.2890% for 3Y, 5Y & 10Y respectively. During the first 6MFY21, market witnessed a deadlock between the cut off yield announcement and market participation resulting in continuous rejection of bids by MoF. The deadlock finally ended in Jan'21 with MoF announcing the cut off yields based on market's interest. This resulted in a substantial increase in PIB cut off yields which further impacted the secondary market yields resulting in widening of yield spread to policy rate. Consequently, the 6M KIBOR rates also increased by nearly 57 & 63 bps from June & Dec 2020 respectively to close at 7.88% at Mar end.

During the period under review SBP continued with frequent open market operations (OMOs), at the end of Mar 2021 SBP remained a net lender of approx. PKR 1.7 trillion.

AUDITORS

M/s. A.F. Fergusons & Co. (Chartered Accountants), have been re-appointed as auditors for the year ending June 30, 2021 for ABL Government Securities Fund (ABL-GSF).

FUND STABILITY RATING

On December 31, 2020: VIS Credit Rating Company Limited (VIS) has upgraded the Fund Stability Rating (FSR) of ABL Government Securities Fund (ABL GSF) to 'AA- (f)' (Double A Minus (f)) from 'A+ (f)' (A plus (f)).

MANAGEMENT QUALITY RATING

On December 31, 2020: VIS Credit Rating Company Limited (VIS) has maintained the Management Quality Rating (MQR) of ABL Asset Management Company (ABL AMC) at 'AM2++' (AM-Two-Double Plus). Outlook on the assigned rating has been revised from 'Stable' to 'Positive'.

FUTURE OUTLOOK

State Bank of Pakistan is expected to continue with fortnightly T-bills auctions where the yields are expected to remain on the higher side. On the PIBs front, the market is set to encounter significant maturities to the extent of PKR 2,870 million during the month of April.

ABL Government Securities Fund will continue with its strategy of holding and trading Pakistan Investment bonds currently trading at historically high yield spreads. The fund may reduce its exposure in case the yield arbitrages reduce.

Apart from investment in PIBs, the fund shall also take exposure in longer tenor T-bills, Commercial papers & selected TFCs/Sukuks. The fund shall also take advantage of quarter & year end bank deposit deals to further augment the total return.

ACKNOWLEDGEMENT

We thank our valued investors who have placed their confidence in us. The Board is also thankful to Securities & Exchange Commission of Pakistan, the Trustee (Central Depository Company of Pakistan Limited) and the management of Pakistan Stock Exchange Limited for their continued guidance and support. The Directors also appreciate the efforts put in by the management team.

For & on behalf of the Board



Director



**Alee Khalid Ghaznavi
Chief Executive Officer**

Lahore, April 12, 2021

**ABL GOVERNMENT SECURITIES FUND
CONDENSED INTERIM STATEMENT OF ASSETS AND LIABILITIES
AS AT MARCH 31, 2021**

		(Un-audited) March 31, 2021	(Audited) June 30, 2020
	Note	----- (Rupees in '000) -----	
Assets			
Bank balances	4	2,682,699	104,152
Investments	5	2,745,412	4,649,633
Interest / profit accrued		46,468	78,351
Receivable against sale of units		-	-
Receivable against sale of investments		-	-
Deposits, prepayments and other receivable		10,962	3,022
Total assets		5,485,541	4,835,158
Liabilities			
Payable to ABL Asset Management Company Limited - Management Company	6	51,882	65,168
Payable to the Central Depository Company of Pakistan Limited - Trustee		190	297
Payable to the Securities and Exchange Commission of Pakistan		526	758
Payable against redemption of units		6	2,040
Payable against purchase of investment		2,375,196	-
Accrued expenses and other liabilities	9	12,757	87,543
Total liabilities		2,440,557	155,806
NET ASSETS		3,044,984	4,679,352
UNIT HOLDERS' FUND (AS PER STATEMENT ATTACHED)		3,044,984	4,679,352
CONTINGENCIES AND COMMITMENTS	10		
		----- (Number of units) -----	
NUMBER OF UNITS IN ISSUE		294,119,835	466,244,702
		----- (Rupees)-----	
NET ASSET VALUE PER UNIT		10.3529	10.0363

The annexed notes 1 to 17 form an integral part of these condensed interim financial statements.

**For ABL Asset Management Company Limited
(Management Company)**



Chief Financial Officer



Chief Executive Officer




Director

**ABL GOVERNMENT SECURITIES FUND
CONDENSED INTERIM INCOME STATEMENT (UN-AUDITED)
FOR THE NINE MONTHS AND QUARTER ENDED MARCH 31, 2021**


	Note	For the nine months ended March 31,		For the Quarter ended March 31,	
		2021	2020	2021	2020
------(Rupees in '000)-----					
Income					
Income from government securities		140,839	165,003	43,655	85,481
Income from commercial papers		8,655	659	-	-
Income from letter of placement		2,139	-	821	-
Income from term finance certificates and sukuk		26,600	46,874	6,405	15,300
Profit on savings accounts		29,452	138,733	9,928	31,231
		207,685	351,269	60,809	132,012
(Loss) / gain on sale of investments - net		(82,743)	49,510	(23,480)	30,164
Unrealised diminution on re-measurement of investments classified as 'financial assets at fair value through profit or loss' - net	5.8	15,899	30,563	11,581	31,832
		(66,844)	80,073	(11,899)	61,996
Total Income		140,841	431,342	48,910	194,008
Expenses					
Remuneration of ABL Asset Management Company Limited - Management Company	6.1	32,899	31,962	9,497	12,414
Punjab sales tax on the Management Company's remuneration	6.2	5,264	5,114	1,520	1,986
Accounting and operational charges	6.4	-	5,647	-	992
Selling and marketing expense	6.5	-	10,218	-	3,970
Remuneration of Central Depository Company of Pakistan Limited - Trustee		1,711	1,662	494	646
Sindh sales tax on remuneration of the Trustee		222	216	64	84
Annual fee to the Securities and Exchange Commission of Pakistan Limited		526	511	152	198
Securities transaction costs		3,203	2,347	1,185	1,064
Settlement and bank charges		647	307	63	197
Legal & Professional Expenses		-	60	-	-
Auditors' remuneration		367	410	120	120
Printing charges		152	150	51	49
Annual listing fee		40	21	7	7
Annual rating fee		200	200	66	66
Total operating expenses		45,231	58,825	13,219	21,793
Net income for the period before taxation		95,610	372,517	35,691	172,215
Taxation	11	-	-	-	-
Net income for the period after taxation		95,610	372,517	35,691	172,215
Earnings per unit	12				
Allocation of net income for the period:					
Net income for the period after taxation		95,610	372,517	35,691	172,215
Income already paid on units redeemed		(6,573)	(46,921)	(3,872)	(23,897)
		89,037	325,596	31,819	148,318
Accounting income available for distribution:					
-Relating to capital gains		-	80,073	-	61,996
-Excluding capital gains		89,037	245,523	31,819	86,322
		89,037	325,596	31,819	148,318

The annexed notes 1 to 17 form an integral part of these condensed interim financial statements.

**For ABL Asset Management Company Limited
(Management Company)**



Chief Financial Officer



Chief Executive Officer




Director

**ABL GOVERNMENT SECURITIES FUND
CONDENSED INTERIM STATEMENT OF MOVEMENT IN UNIT HOLDERS' FUND (UN-AUDITED)
FOR THE NINE MONTHS AND QUARTER ENDED MARCH 31, 2021**


	2021			2020		
	Capital Value	Un-distributed income	Total	Capital Value	Un-distributed income	Total
------(Rupees in '000)-----						
Net assets at the beginning of the period (audited)	4,672,139	7,213	4,679,352	2,792,010	19,056	2,811,066
Issue of 35,663,793 (2020: 346,985,045) units Capital value (at net asset value per unit at the beginning of the period)	357,931	-	357,931	3,491,398	-	3,491,398
Element of income	52	-	52	156,273	-	156,273
Total proceeds on issuance of units	357,983	-	357,983	3,647,671	-	3,647,671
Redemption of 207,788,659 (2020: 259,996,083) units Capital value (at net asset value per unit at the beginning of the period)	2,085,421	-	2,085,421	2,616,107	-	2,616,107
Element of loss	(4,033)	6,573	2,540	61,785	46,921	108,706
Total payments on redemption of units	2,081,388	6,573	2,087,961	2,677,892	46,921	2,724,813
Total comprehensive (loss) / income for the period	-	95,610	95,610	-	372,517	372,517
Net assets at the end of the period (un-audited)	<u>2,948,734</u>	<u>96,250</u>	<u>3,044,984</u>	<u>3,761,789</u>	<u>344,652</u>	<u>4,106,441</u>
Undistributed income brought forward						
- Realised (loss) / income		(3,229)			28,253	
- Unrealised income / (loss)		10,442			(9,197)	
		<u>7,213</u>			<u>19,056</u>	
Accounting income available for distribution						
-Relating to capital gains		-			80,073	
-Excluding capital gains		89,037			245,523	
		<u>89,037</u>			<u>325,596</u>	
Undistributed income carried forward		<u>96,250</u>			<u>344,652</u>	
Undistributed income carried forward						
-Realised income		80,351			314,089	
-Unrealised loss		15,899			30,563	
		<u>96,250</u>			<u>344,652</u>	
				Rupees		Rupees
Net assets value per unit at beginning of the period				<u>10.0363</u>		<u>10.0621</u>
Net assets value per unit at end of the period				<u>10.3529</u>		<u>11.2087</u>

The annexed notes 1 to 17 form an integral part of these condensed interim financial statements.

**For ABL Asset Management Company Limited
(Management Company)**



Chief Financial Officer



Chief Executive Officer



Director

**ABL GOVERNMENT SECURITIES FUND
CONDENSED INTERIM CASH FLOW STATEMENT (UN-AUDITED)
FOR THE NINE MONTHS AND QUARTER ENDED MARCH 31, 2021**

	2021	2020
Note	------(Rupees in '000)-----	-----
CASH FLOWS FROM OPERATING ACTIVITIES		
Net income for the period before taxation	95,610	372,517
Adjustments:		
Income from government securities	(140,839)	(165,003)
Income from letter of placement	(8,655)	(659)
Income from term finance certificates and sukuk	(26,600)	(46,874)
Profit on savings accounts	(29,452)	(138,733)
Unrealised diminution on re-measurement of investments classified as financial assets at fair value through profit or loss - net	(15,899)	(30,563)
	(221,445)	(381,832)
Decrease / (increase) in assets		
Deposits, prepayments and other receivable	(7,940)	(14,217)
Increase / (decrease) in liabilities		
Payable to ABL Asset Management Company Limited - Management Company	(13,286)	10,976
Payable to the Central Depository Company of Pakistan Limited - Trustee	(107)	(21)
Payable to the Securities and Exchange Commission of Pakistan	(232)	(1,540)
Accrued expenses and other liabilities	(74,786)	(17,741)
	(88,411)	(8,326)
Income received from government securities	174,209	182,133
Income received from letter of placement	8,655	659
Income received from term finance certificates / sukuk certificates	29,000	42,675
Profit received on savings accounts	25,565	150,619
Net amount (paid) / received on purchase and sale of investments	4,295,316	(3,839,637)
Net cash flow generated from / (used in) operating activities	4,310,559	(3,495,409)
CASH FLOWS FROM FINANCING ACTIVITIES		
Amount received on issuance of units	357,983	3,647,671
Amount paid on redemption of units	(2,089,995)	(2,724,786)
Net cash used in financing activities	(1,732,012)	922,885
Net increase / (decrease) in cash and cash equivalents during the period	2,578,547	(2,572,524)
Cash and cash equivalents at the beginning of the period	104,152	4,352,342
Cash and cash equivalents at the end of the period	4 2,682,699	1,779,818

The annexed notes 1 to 17 form an integral part of these condensed interim financial statements.

**For ABL Asset Management Company Limited
(Management Company)**



Chief Financial Officer



Chief Executive Officer



Director

ABL GOVERNMENT SECURITIES FUND
NOTES TO AND FORMING PART OF THE CONDENSED INTERIM FINANCIAL STATEMENTS (UN-AUDITED)
FOR THE NINE MONTHS AND QUARTER ENDED MARCH 31, 2021

1 LEGAL STATUS AND NATURE OF BUSINESS

1.1 ABL Government Securities Fund (the Fund) is an open ended mutual fund constituted under a Trust Deed entered into on November 01, 2011 between ABL Asset Management Company Limited (ABL AMCL) as the Management Company and the Central Depository Company of Pakistan Limited (CDC) as the Trustee. The Trust Deed has not been revised. Furthermore, the Offering Document of the Fund has been revised through the First, Second, Third, Fourth, Fifth and Sixth Supplements dated January 12, 2012, May 31, 2012, July 30, 2013, February 10, 2014, October 01, 2014 and October 06, 2016 respectively with the approval of the Securities and Exchange Commission of Pakistan (SECP). The Securities and Exchange Commission of Pakistan (SECP) authorised constitution of the Trust Deed vide letter no. NBFC-II / ABLAMC / 439 / 2011 dated October 31, 2011 in accordance with the requirement of the Non-Banking Finance Companies and Notified Entities Regulation, 2008.

The Management Company of the Fund has been licensed to act as an Asset Management Company under the Non-Banking Finance Companies (Establishment and Regulation) Rules, 2003 (the NBFC Rules) through a certificate of registration issued by the SECP. The registered office of the Management Company is situated at Plot No. 14, Main Boulevard, DHA Phase 6, Lahore. The Management Company is a member of the Mutual Funds Association of Pakistan (MUFAP).

1.2 The Fund has been categorised as an open ended income scheme by the Board of Directors of the Management Company pursuant to the provisions contained in Circular 7 of 2009 and is listed on the Pakistan Stock Exchange Limited. The units of the Fund were initially offered for public subscription at a par value of Rs 10 per unit. Thereafter, the units are being offered for public subscription on a continuous basis from November 29, 2011 and are transferable and redeemable by surrendering them to the Fund.

1.3 The objective of the scheme is to deliver optimal risk adjusted returns by investing mainly in mix of short to long term Government securities and other debt instruments. The investment objectives and policies are explained in the Fund's offering document.

1.4 The VIS Credit Rating Company Limited has determined the asset manager rating of the Management Company of AM2++ (2019: AM2++ on December 31, 2019) on December 31, 2020. The rating reflects the Company's experienced management team, structured investment process and sound quality of systems and processes. Furthermore, VIS Credit Rating Company Limited has upgraded the stability rating of the Fund to "AA-(f)" (2019: "A+(f)" on January 20, 2020) on March 31, 2021.

1.5 The title to the assets of the Fund's held in the name of the Central Depository Company of Pakistan Limited as the Trustee of the Fund.

1.6 During the current period, the Trust Act, 1882 has been repealed due to promulgation of provincial trust acts as empowered under the Eighteenth Amendment to the Constitution of Pakistan. Various new requirements including registration and annual renewal requirements under the relevant trust acts have been introduced. The Management Company in consultation with the MUFAP and the Trustee is currently deliberating upon the requirements of the newly enacted provincial trust acts and their implication on the Fund.

2 STATEMENT OF COMPLIANCE

These condensed interim financial statements have been prepared in accordance with the accounting and reporting standards as applicable in Pakistan for interim financial reporting. The accounting and reporting standards applicable in Pakistan for interim financial reporting comprise of:

- International Accounting Standard (IAS) 34, Interim Financial Reporting, issued by the International Accounting Standards Board (IASB) as notified under the Companies Act, 2017;
- Provisions of and directives issued under the Companies Act, 2017 along with part VIIIA of the repealed Companies Ordinance, 1984; and
- the Non-Banking Finance Companies (Establishment and Regulation) Rules, 2003 (the NBFC Rules), the Non-Banking Finance Companies and Notified Entities Regulations, 2008 (the NBFC Regulations) and the requirements of the Trust Deed.

Where provisions of and directives issued under the Companies Act, 2017, part VIIIA of the repealed Companies Ordinance 1984, the NBFC Rules, the NBFC Regulations and the requirements of the Trust Deed differ with the requirements of IAS 34, the provisions of and directives issued under the Companies Act, 2017, part VIIIA of the repealed Companies Ordinance 1984, the NBFC Rules, the NBFC Regulations and the requirements of the Trust Deed have been followed.

The disclosures made in these condensed interim financial statements have, however, been limited based on the requirements of the International Accounting Standard 34: 'Interim Financial Reporting'. These condensed interim financial statements do not include all the information and disclosures required in a full set of financial statements and should be read in conjunction with the annual published audited financial statements of the Fund for the year ended June 30, 2020.

In compliance with Schedule V of the Non-Banking Finance Companies and Notified Entities Regulations, 2008, the directors of the Management Company hereby declare that these condensed interim financial statements give a true and fair view of the state of the Fund's affairs as at December 31, 2020.

3 SUMMARY OF SIGNIFICANT ACCOUNTING POLICIES, ACCOUNTING ESTIMATES, JUDGMENTS AND RISK MANAGEMENT POLICIES

3.1 The accounting policies adopted and the methods of computation of balances used in the preparation of these condensed interim financial statements are the same as those applied in the preparation of the annual financial statements of the Fund for the year ended June 30, 2020.

3.2 The preparation of the condensed interim financial statements in conformity with accounting and reporting standards as applicable in Pakistan requires management to make estimates, assumptions and use judgments that affect the application of accounting policies and reported amounts of assets, liabilities, income and expenses. Estimates, assumptions and judgments are continually evaluated and are based on historical experience and other factors, including reasonable expectations of future events. Revisions to accounting estimates are recognised prospectively commencing from the period of revision. In preparing the condensed interim financial statements, the significant judgments made by management in applying the Fund's accounting policies and the key sources of estimation and uncertainty were the same as those applied to the financial statements as at and for the year ended June 30, 2020. The Fund's financial risk management objectives and policies are consistent with those disclosed in the financial statements as at and for the year ended June 30, 2020.

3.3 Amendments to accounting and reporting standards that are effective in the current period

There are certain amendments to the accounting and reporting standards that are mandatory for the Fund's annual accounting period beginning on July 1, 2020. However, these do not have any significant impact on the Fund's operations and, therefore, have not been detailed in these condensed interim financial statements.

3.4 Standards, interpretations and amendments to published accounting and reporting standards that are not yet effective

There are certain new standards, interpretations and amendments to the accounting and reporting standards that are mandatory for the Fund's annual accounting periods beginning on or after July 1, 2020. However, these are not expected to have any significant impacts on the Fund's operations and are, therefore, not detailed in these condensed interim financial statements.

		(Un-audited) March 31, 2021	(Audited) June 30, 2020
		------(Rupees in '000)-----	
4	BANK BALANCES	Note	
	Balances with banks in:		
	Savings accounts	4.1	52,987
	Current accounts	4.2	13
			<u>2,682,699</u>
			<u>104,152</u>

4.1 This includes balance of Rs 41.143 million (June 30, 2020: Rs 95.680 million) maintained with Allied Bank Limited (a related party) that carries profit at 5.00% per annum (June 30, 2020: 9.00%). Other profit and loss saving accounts of the Fund carry profit rates ranging from 5.00% to 7.80% per annum (June 30, 2020: 5.00% to 7.80% per annum).

4.2 This represents balance maintained with Allied Bank Limited (a related party).

		(Un-audited) March 31, 2021	(Un-audited) March 31, 2020
		------(Rupees in '000)-----	
4.3	Cash and cash equivalents	Note	
	Bank balances	4.0	1,411,958
	Market treasury bills (with original maturity of three months)	5.5	367,860
			<u>2,682,699</u>
			<u>1,779,818</u>

		(Un-audited) March 31, 2021	(Audited) June 30, 2020
		------(Rupees in '000)-----	
5	INVESTMENTS	Note	

At fair value through profit or loss

- Term finance certificates	5.1	298,207	275,432
- Corporate sukuk certificates	5.2	25,559	422,541
- Commercial paper	5.3	-	293,810
- Government securities - Market Treasury Bills	5.4	-	1,222,971
- Government securities - Pakistan Investment Bonds	5.5	2,421,646	2,434,879
		<u>2,745,412</u>	<u>4,649,633</u>

5.1 Term finance certificates

Name of the investee company	As at July 1, 2020	Purchased during the period	Disposed of / matured during the period	As at March 31, 2021	Carrying value as at March 31, 2021	Market value as at March 31, 2021	Market value as a percentage of total market value of investment	Market value as a percentage of net assets	Investment as a percentage of total issue size
	-----Number of Certificates-----			-----Rupees in '000-----		-----Percentage-----			
Commercial Banks									
Bank of Punjab TFC (Face value of 99,840 per certificate)	2,057	1,750	2,257	1,550	154,824	154,752	5.64%	5.08%	6.20%
Investment Companies									
Jahangir Siddiqui & Company Limited (Face value of 625 per certificate)	2,950	-	-	2,950	1,788	1,836	0.07%	0.06%	0.98%
Jahangir Siddiqui & Company Limited (Face value of 2,375 per certificate)	22,900	42,900	42,900	22,900	54,193	54,565	199%	179%	7.63%
Jahangir Siddiqui & Company Limited (Face value of 4,000 per certificate)	-	3,000	-	3,000	11,864	11,894	0.43%	0.39%	100%
Bank Al Habib Limited (Face value of 4,996 per certificate)	-	30,000	15,000	15,000	75,127	75,160	2.74%	2.47%	5.00%
Total - March 31, 2021	<u>27,907</u>	<u>77,650</u>	<u>60,157</u>	<u>45,400</u>	<u>297,796</u>	<u>298,207</u>	<u>10.86%</u>	<u>9.79%</u>	
Total - June 30, 2020					<u>278,768</u>	<u>275,432</u>	<u>5.88%</u>	<u>5.92%</u>	

5.2 Corporate sukuk certificates

Name of Investee Company	As at July 1, 2020	Purchased during the period	Disposed / matured during the period	As at March 31, 2021	Carrying value as at March 31, 2021	Market value as at March 31, 2021	Market value as a percentage of total market value of investment	Market value as a percentage of net assets	Investment as a percentage of total issue size
	----- Number of certificates -----			----- Rupees in '000 -----		-----Percentage-----			
Fertilizer									
Dawood Hercules Corporation (Face value of Rs. 100,000 per certificate)	773	-	773	-	-	-	0.00%	0.00%	0.00%
Dawood Hercules Corporation (Face value of Rs. 100,000 per certificate)	520	-	520	-	-	-	0.00%	0.00%	0.00%
Power Generation and Distribution									
Hub Power Company Limited (Face value of 100,000 per certificate)	250	-	-	250	25,536	25,559	0.93%	0.84%	0.48%
Pakistan Energy Sukuk-II (Face value of 5,000 per certificate)	60,000	-	60,000	-	-	-	0.00%	0.00%	0.00%
Total - March 31, 2021	<u>61,543</u>	<u>-</u>	<u>61,293</u>	<u>250</u>	<u>25,536</u>	<u>25,559</u>	<u>0.93%</u>	<u>0.84%</u>	
Total - June 30, 2020					<u>420,540</u>	<u>422,541</u>	<u>9.04%</u>	<u>9.09%</u>	

5.3 Commercial papers

Name of Investee Company	Face value (Rupees in '000)			Rupees in '000			Market value as a percentage of total investments	Market value as a percentage of net assets
	As at July 1, 2020	Purchased during the period	Disposed / matured during the period	As at March 31, 2021	Carrying value as at March 31, 2021	Market value as at March 31, 2021		
	-----			-----			----- Percentage -----	
K- Electric Limited CP-5	150,000	-	150,000	-	-	-	0.00%	0.00%
K- Electric Limited CP-6	148,000	-	148,000	-	-	-	0.00%	0.00%
K- Electric Limited CP-13	-	300,000	300,000	-	-	-	0.00%	0.00%
Total - March 31, 2021	<u>298,000</u>	<u>300,000</u>	<u>598,000</u>	<u>-</u>	<u>-</u>	<u>-</u>	<u>0.00%</u>	<u>0.00%</u>
Total - June 30, 2020					<u>293,810</u>	<u>293,810</u>	<u>6.28%</u>	<u>6.32%</u>

5.4 Government securities - Market Treasury Bills

Tenor	Face Value (Rupees in '000)				Rupees in '000		Percentage	
	As at July 1, 2020	Purchased during the period	Sold / matured during the period	As at March 31, 2021	Carrying value as at March 31, 2021	Market value as at March 31, 2021	Market value as a percentage of total investments	Market value as a percentage of net assets
3 Months	125,000	28,106,000	28,231,000	-	-	-	0.00%	0.00%
6 Months	675,000	6,880,000	7,555,000	-	-	-	0.00%	0.00%
12 Months	462,340	4,760,000	5,222,340	-	-	-	0.00%	0.00%
Total - March 31, 2021	1,262,340	39,746,000	41,008,340	-	-	-	0.00%	0.00%
Total - June 30, 2020					121,171	1,222,971	26.13%	26.30%

5.5 Government securities - Pakistan Investment Bonds

Issue date	Tenor	Face value (Rupees in '000)				Rupees in '000		Market value as a percentage of total investments	Market value as a percentage of net assets
		As at July 1, 2020	Purchased during the period	Disposed / matured during the period	As at March 31, 2021	Carrying value as at March 31, 2021	Market value as at March 31, 2021		
July 12, 2018	3 year	10,000	-	-	10,000	10,237	9,990	0.36%	0.33%
September 19, 2019	3 year	20,000	6,140,000	5,795,000	365,000	367,715	368,544	13.42%	12.10%
August 20, 2020	3 year	-	1,750,000	1,750,000	-	-	-	0.00%	0.00%
July 12, 2018	5 year	400,000	2,571,500	1,200,000	1,771,500	1,724,135	1,739,041	63.34%	57.11%
September 19, 2019	5 year	1,900,000	11,600,100	13,196,000	304,100	304,094	304,071	110.8%	9.99%
Total - March 31, 2021		2,330,000	22,061,600	21,941,000	2,450,600	2,406,181	2,421,646	88.21%	79.53%
Total - June 30, 2020						2,434,355	2,434,879	52.03%	52.37%

5.6 GOP Ijarah sukuks

Name of Investee Company	Face value (Rupees in '000)				Rupees in '000		Market value as a percentage of total investments	Market value as a percentage of net assets
	As at July 1, 2020	Purchased during the period	Disposed / matured during the period	As at March 31, 2021	Carrying value as at March 31, 2021	Market value as at March 31, 2021		
GoP Ijarah Sukuk Certificates	-	175,000	175,000	-	-	-	0.00%	0.00%
Total - March 31, 2021	-	175,000	175,000	-	-	-	0.00%	0.00%
Total - June 30, 2020								

5.7 Letters of placement

Name of Investee Company	Face value (Rupees in '000)				Rupees in '000		Market value as a percentage of total investments	Market value as a percentage of net assets
	As at July 1, 2020	Purchased during the period	Disposed / matured during the period	As at March 31, 2021	Carrying value as at March 31, 2021	Market value as at March 31, 2021		
Investment companies								
Pakistan Kuwait Investment Company (Private) Limited (Latest available rating A +)	-	200,000	200,000	-	-	-	0.00%	0.00%
Saudi Pak Industrial and Agricultural Investment Company Limited (Latest available rating A +)	-	70,000	70,000	-	-	-	0.00%	0.00%
Total - March 31, 2021	-	270,000	270,000	-	-	-	0.00%	0.00%
Total - June 30, 2020								

5.8 Unrealised (diminution) / appreciation on re-measurement of investments classified as financial assets at fair value through profit or loss - net	Note	(Un-audited) March 31, 2021	(Audited) June 30, 2020
		-----Rupees in '000-----	
Market value of securities	5.1, 5.2, 5.3, 5.4, 5.5, 5.6	2,745,412	4,649,633
Less: carrying value of securities	5.1, 5.2, 5.3, 5.4, 5.5, 5.6	<u>(2,729,513)</u>	<u>(4,639,191)</u>
		<u>15,899</u>	<u>10,442</u>

6 PAYABLE TO ABL ASSET MANAGEMENT COMPANY LIMITED - RELATED PARTY

Management fee payable	6.1	3,228	5,066
Punjab sales tax on remuneration of the Management Company	6.2	6,667	6,961
Federal Excise duty on remuneration of Management Company	6.3	41,987	41,987
Accounting and operational charges payable	6.4	-	2,222
Selling and marketing expenses payable	6.5	-	8,889
Sales load payable		-	43
		<u>51,882</u>	<u>65,168</u>

6.1 The Management Company has charged remuneration at the rate of 1.25% (June 30, 2020 : 1.25%) per annum based on the daily net assets of the Fund. The amount of remuneration is being paid monthly in arrears.

6.2 During the period, an amount of Rs. 5.264 million (June 30, 2020: Rs 7.577 million) was charged on account of sales tax on management fee levied through Punjab Sales Tax on Services Act, 2012.

6.3 The Finance Act, 2013 enlarged the scope of Federal Excise Duty (FED) on financial services to include Asset Management Companies (AMCs) as a result of which FED at the rate of 16 percent on the remuneration of the Management Company and sales load was applicable with effect from June 13, 2013. The Management Company was of the view that since the remuneration was already subject to provincial sales tax, further levy of FED would result in double taxation which did not appear to be the spirit of the law. Hence, on September 4, 2013 a constitutional petition was filed with the Sindh High Court (SHC) by the Management Company together with various other asset management companies challenging the levy of FED.

With effect from July 1, 2016, FED on services provided or rendered by non-banking financial institutions dealing in services which are subject to provincial sales tax has been withdrawn by the Finance Act, 2016.

During the year ended June 30, 2017, the SHC passed an order whereby all notices, proceedings taken or pending, orders made, duty recovered or actions taken under the Federal Excise Act, 2005 in respect of the rendering or providing of services (to the extent as challenged in any relevant petition) were set aside. In response to this, the Deputy Commissioner Inland Revenue has filed a Civil Petition for leave to appeal in the Supreme Court of Pakistan which is pending adjudication.

In view of the above, the Fund has discontinued making further provision in respect of FED on remuneration of the Management Company with effect from July 01, 2016. However, as a matter of abundant caution the provision for FED made for the period from June 13, 2013 till June 30, 2016 amounting to Rs 19.142 million is being retained in these financial statements of the Fund as the matter is pending before the Supreme Court of Pakistan. Had the provision for FED not been made, the Net Asset Value of the Fund as at December 31, 2020 would have been higher by Re 0.143 (June 30, 2020: Re 0.090) per unit.

6.4 In accordance with Regulation 60 of the NBFC Regulations, the Management Company is entitled to charge fees and expenses related to registrar services, accounting, operation and valuation services, related to a Collective Investment Scheme (CIS).

Until June 19, 2019 there was a maximum cap of 0.1% of the average annual net assets of the scheme or actual whichever is less, for allocation of such expense to the Fund. However, the SECP vide its SRO 639 dated June 20, 2019 removed the maximum cap of 0.1%.

The Management Company based on its own discretion has currently fixed a maximum capping of 0.1 percent of the average annual net assets of the scheme for allocation of such expenses to the Fund.

- 6.5** The SECP has allowed the Asset Management Companies to charge selling and marketing expenses to all categories of open-end mutual funds (except fund of funds) initially for a period of three years (i.e. from January 1, 2017 till December 31, 2019). The maximum cap of selling and marketing expense was 0.4% per annum of the net assets of the Fund or actual expenses whichever is lower.

During the current period, the SECP through its circular 11 dated July 5, 2019 has revised the conditions for charging of selling and marketing expenses to a Fund. As per the revised guidelines, the maximum cap of 0.4% per annum has been lifted and now the asset management company is required to set a maximum limit for charging of such expense to the Fund and the same should be approved by the Board of Directors of the Management Company as part of annual plan. Furthermore, the time limit of three years has also been removed in the revised conditions.

Accordingly, the Management Company based on its own discretion has currently determined a capping of 0.4% of the average annual net assets of the fund for charging of selling and marketing expenses to the Fund which has also been approved by the Board of Directors of the Management Company.

7	PAYABLE TO THE CENTRAL DEPOSITORY COMPANY OF PAKISTAN LIMITED - TRUSTEE - RELATED PARTY	Note	(Un-audited) March 31, 2021	(Audited) June 30, 2020
	Trustee fee payable	7.1	168	263
	Sindh Sales Tax payable on trustee fee	7.2	<u>22</u>	<u>34</u>
			<u>190</u>	<u>297</u>

- 7.1** The Trustee is entitled to monthly remuneration for services rendered to the Fund under the provisions of the Trust Deed at the rate of 0.065% (June 30, 2020: 0.065%) per annum of net assets. Accordingly the Fund has charged trustee fee at the above mentioned rate during the period.

- 7.2** During the period, an amount of Rs 0.222 million (2020: Rs 0.216 million) was charged on account of sales tax on remuneration of the Trustee levied through Sindh Sales Tax on Services Act, 2011 at the rate of 13% (2019: 13%).

8	PAYABLE TO THE SECURITIES AND EXCHANGE COMMISSION OF PAKISTAN	Note	(Un-audited) March 31, 2021	(Audited) June 30, 2020
	Fee payable	8.1	<u>526</u>	<u>758</u>

- 8.1** In accordance with the NBFC Regulations 2008, a Collective Investment Scheme (CIS) is required to pay an annual fee to the SECP.

As per the guideline issued by SECP vide its SRO No. 685(I)/2019 dated June 28, 2019, the Fund has charged SECP fee at the rate of 0.02% of net assets (June 30, 2020: 0.02%).

9	ACCRUED EXPENSES AND OTHER LIABILITIES	Note	(Un-audited)	(Audited)
			March 31, 2021	June 30, 2020
			------(Rupees in '000)-----	
	Auditors' remuneration payable		411	340
	Brokerage payable		307	1,555
	Rating fee payable		-	-
	Printing charges payable		171	102
	Provision for Sindh Workers' Welfare Fund	9.1	10,609	10,609
	Withholding taxes payable		598	73,626
	Other payable		661	1,311
			<u>12,757</u>	<u>87,543</u>

9.1 As a consequence of the 18th amendment to the Constitution of Pakistan, in May 2015 the Sindh Workers' Welfare Fund Act, 2014 (SWWF Act) had been passed by the Government of Sindh as a result of which every industrial establishment located in the Province of Sindh, the total income of which in any accounting year is not less than Rs 0.50 million, is required to pay Sindh Workers' Welfare Fund (SWWF) in respect of that year a sum equal to two percent of such income. The matter was taken up by the MUFAP with the Sindh Revenue Board (SRB) collectively on behalf of various asset management companies and their CISs whereby it was contested that mutual funds should be excluded from the ambit of the SWWF Act as these were not industrial establishments but were pass through investment vehicles and did not employ workers. The SRB held that mutual funds were included in the definition of financial institutions as per the Financial Institution (Recovery of Finances) Ordinance, 2001 and were, hence, required to register and pay SWWF under the SWWF Act. Thereafter, MUFAP has taken up the matter with the Sindh Finance Ministry to have CISs / mutual funds excluded from the applicability of SWWF. In view of the above developments regarding the applicability of SWWF on CISs/ mutual funds, the MUFAP had recommended that as a matter of abundant caution provision in respect of SWWF should be made on a prudent basis with effect from the date of enactment of the SWWF Act (i.e. starting from May 21, 2015).

The Fund has made provision for SWWF from May 21, 2015 till June 30, 2017 amounting to Rs 4.183 million as the decision in this respect is pending to date. The Fund has not made any provision for SWWF after July 01, 2017 as the registered office of the Management Company of the Fund has been relocated from the Province of Sindh to the Province of Punjab.

Had the provision for SWWF not been recorded in these condensed interim financial statements of the Fund for the period from May 21, 2015 to June 30, 2017, the net asset value of the Fund as at December 31, 2020 would have been higher by Re 0.036 (June 30, 2020: 0.023) per unit.

10 CONTINGENCIES AND COMMITMENTS

There were no contingencies and commitments outstanding as at the March 31, 2021 and June 30, 2020.

11 TAXATION

The income of the Fund is exempt from income tax under clause (99) of Part I of the Second Schedule to the Income Tax Ordinance, 2001 subject to the condition that not less than 90% of the accounting income for the year as reduced by capital gains, whether realised or unrealised, is distributed amongst the unit holders as cash dividend. Furthermore, as per Regulation 63 of the Non-Banking Finance Companies and Notified Entities Regulations, 2008, the Fund is required to distribute not less than 90% of its accounting income for the year derived from sources other than capital gains as reduced by such expenses as are chargeable thereon to the unitholders. Since the management intends to distribute the required minimum percentage of income earned by the Fund for the year ending June 30, 2019 to the unit holders in the manner as explained above, no provision for taxation has been made in these condensed interim financial statements during the period.

The Fund is also exempt from the provisions of Section 113 (minimum tax) under clause 11A of Part IV of the Second Schedule to the Income Tax Ordinance, 2001.

12 EARNINGS PER UNIT

Earnings per unit (EPU) has not been disclosed as in the opinion of management the determination of cumulative weighted average number of outstanding units for calculating EPU is not practicable.

13 TOTAL EXPENSE RATIO

The annualised total expense ratio (TER) of the Fund based on the current period is 1.72% (March 31, 2020: 2.30%) which includes 0.25% (March 31, 2020: 0.23%) representing Government Levy and the SECP Fee. The prescribed limit for the ratio is 2.5% (March 31, 2020: 2.5%) (excluding government levies) under the NBFC Regulations for a collective investment scheme categorised as an "Income" scheme.

14 TRANSACTIONS WITH CONNECTED PERSONS / RELATED PARTIES

14.1 Connected persons include ABL Asset Management Company Limited being the Management Company, the Central Depository Company of Pakistan Limited being the Trustee, other collective investment schemes managed by the Management Company, any entity in which the Management Company, its CISs or their connected persons have material interest, any person or company beneficially owning directly or indirectly ten percent or more of the capital of the Management Company or the net assets of the Fund, directors and their close family members and key management personnel of the Management Company.

14.2 Transactions with connected persons are executed on an arm's length basis and essentially comprise sale and redemption of units, fee on account of managing the affairs of the Fund, sales load, other charges and distribution payments to connected persons. The transactions with connected persons are in the normal course of business, at contracted rates and at terms determined in accordance with market rates.

14.3 Remuneration to the Management Company of the Fund is determined in accordance with the provisions of the NBFC Regulations, 2008 and the Trust Deed.

14.4 Remuneration to the Trustee of the Fund is determined in accordance with the provisions of the Trust Deed.

14.5 Accounting and operational charges and selling and marketing expenses are charged to the Fund by the Management Company subject to the maximum prescribed Total Expense Ratio.

14.6 Detail of transactions with related parties / connected persons during the period:

	Un-audited	
	Nine months ended March 31,	
	2021	2020
	------(Rupees in '000)-----	
ABL Asset Management Company Limited - Management Company		
Issue of 10,017,957 (2020: 15,645,407) units	100,132	161,604
Redemption of 14,163,567 (2020: 48,362,462) units	142,552	500,000
Remuneration for the period	32,899	31,962
Punjab sales tax on remuneration	5,264	5,114
Accounting and operational charges	-	5,647
Selling and marketing expenses	-	10,218
Sales load paid	724	1,384
Central Depository Company of Pakistan Limited - Trustee		
Remuneration for the period	1,711	1,662
Sindh sales tax on remuneration	222	216
Settlement charges	97	14
Allied Bank Limited		
Profit on savings account	3,259	34,052
Bank charges	352	226
Coronet Foods (Private) Limited		
Issue of Nil (2020: 14,527,618) units	-	151,721
English Biscuit Manufacturers (Private) Limited		
Issue of Nil (2020: 33,510,988) units	-	352,583
ABL Financial Planning Fund - Conservative Allocation Plan		
Issue of Nil (2020: Nil) units	-	-
Redemption of 179,408 (2020: 119,285) units	1,800	1,260

	Un-audited	
	2021	2020
----- (Rupees- in 000) -----		
ABL Financial Planning Fund - Active Allocation Plan		
Issue of Nil (2020: 1,920,345) units	-	20,000
Redemption of Nil (2020: 14,626,128) units	-	155,452
ABL Financial Planning Fund - Strategic Allocation Plan		
Issue of Nil (2020: 3,168,568) units	-	33,000
Redemption of Nil (2020: 3,168,568) units	-	34,056
KEY MANAGEMENT PERSONNEL		
Executives		
Issue of 223 (2020: 764,797) units	2	7,891
Redemption of 511,885 (2020: 764,718) units	5,118	7,900

14.7 Details of balances outstanding at the period / year end with connected persons are as follows:

	(Un-audited)	(Audited)
	March 31, 2021	June 30, 2020
----- (Rupees in '000) -----		
ABL Asset Management Company Limited - Management Company		
Outstanding Nil (June 30, 2020: 4,145,610) units	-	41,607
Remuneration payable	3,228	5,066
Punjab sales tax on remuneration	6,667	6,961
Federal Excise duty on remuneration	41,987	41,987
Accounting and operational charges payable	-	2,222
Selling and marketing expenses payable	-	8,889
Sales load payable	-	43
Central Depository Company of Pakistan Limited - Trustee		
Remuneration payable	168	263
Sindh sales tax on remuneration of the Trustee	22	34
Security deposits	100	100
Allied Bank Limited		
Balances held	2,670,855	95,680
Profit receivable	49	1,334
ABL Financial Planning Fund - Conservative Allocation Plan		
Outstanding 1,976,943 (June 30, 2020: 2,156,351) units	20,228	21,642
English Biscuit Manufacturers Private Limited		
Outstanding 134,181,138 (June 30, 2020: 134,181,138) units	1,372,968	1,346,682
Coronet Foods Private Limited		
Outstanding 55,841,037 (June 30, 2020: 55,841,037) units	571,377	560,437
KEY MANAGEMENT PERSONNEL		
Executives		
Outstanding Nil (June 30, 2020: 511,662) units	-	5,135

15 FAIR VALUE OF FINANCIAL INSTRUMENTS

Fair value is the price that would be received to sell an asset or paid to transfer a liability in an orderly transaction between market participants at the measurement date.

Underlying the definition of fair value is the presumption that the Fund is a going concern without any intention or

requirement to curtail materially the scale of its operations or to undertake a transaction on adverse terms.

Financial assets which are tradable in an open market are revalued at the market prices prevailing on the statement of assets and liabilities date. The estimated fair value of all other financial assets and liabilities is considered not to be significantly different from the respective book values.

International Financial Reporting Standard 13, 'Fair Value Measurement' requires the Fund to classify assets using a fair value hierarchy that reflects the significance of the inputs used in making the measurements. The fair value hierarchy has the following levels:

Level 1: Fair value measurements using quoted price (unadjusted) in an active market for identical assets or liabilities;

Level 2: Fair value measurements using inputs other than quoted prices included within level 1 that are observable for the asset or liability, either directly (i.e. as prices) or indirectly (i.e. derived from prices); and

Level 3: Fair value measurement using inputs for the asset or liability that are not based on observable market data (i.e. unobservable inputs).

As at March 31, 2021 and June 30, 2020, the Fund held the following financial instruments measured at fair value:

	(Un-audited)			
	As at March 31, 2021			
	Level 1	Level 2	Level 3	Total
	----- (Rupees in '000) -----			
At fair value through profit or loss				
- Islamic commercial papers *	-	-	-	-
- Government securities - Market Treasury Bills	-	-	-	-
- Government securities - Pakistan Investment Bonds	-	2,421,646	-	2,421,646
- Term finance certificates	-	298,207	-	298,207
- Corporate sukuk certificates	-	25,559	-	25,559
	<u>-</u>	<u>2,745,412</u>	<u>-</u>	<u>2,745,412</u>
	(Audited)			
	As at June 30, 2020			
	Level 1	Level 2	Level 3	Total
	----- (Rupees in '000) -----			
At fair value through profit or loss				
- Islamic commercial papers *	-	293,810	-	293,810
- Government securities - Market Treasury Bills	-	1,222,971	-	1,222,971
- Government securities - Pakistan Investment Bonds	-	2,434,879	-	2,434,879
- Term finance certificates	-	275,432	-	275,432
- Corporate sukuk certificates	-	422,541	-	422,541
	<u>-</u>	<u>4,649,633</u>	<u>-</u>	<u>4,649,633</u>

* The valuations of Islamic commercial papers have been done based on amortisation to their fair value as per the guidelines given in Circular 33 of 2012 as the residual maturity of these instruments are less than six months and these investments are placed with counterparties which have high credit rating.

16 GENERAL

16.1 Figures have been rounded off to the nearest (thousand) Rupee unless otherwise stated.

16.2 Impact of COVID-19

The COVID-19 pandemic has taken a toll on all economies and emerged as a contagion risk around the globe, including Pakistan. To reduce the impact on businesses and economies in general, regulators / governments across the globe have introduced a host of measures on both the fiscal and economic fronts. The Securities and Exchange Commission of Pakistan (SECP) had provided the following relaxation to CISs operating in Pakistan for classification of debt security for a specified period of time commencing from April 9, 2020 and expiring on March 31, 2021.

- The timeline for classification of debt security as non performing has been extended from 15 days to 180 days overdue.

The Management Company is closely monitoring the situation and has invoked required actions to ensure safety and security of the staff and an uninterrupted service to the customers. Business Continuity Plans (BCP) for respective areas are in place and tested. The Management Company has significantly enhanced monitoring for all cyber

security risk during these times from its information security protocols. The remote work capabilities were enabled for critical staff and related risk and control measures were assessed to make sure they are fully protected using virtual private network (“VPN”) connections. Further, the Management Company has also ensured that its remote access systems are sufficiently resilient to any unwanted cyber-attacks.

The Management Company has made an assessment of Covid-19 on the credit risk and liquidity risk and believes that there is no significant impact on the Fund.

17 DATE OF AUTHORISATION FOR ISSUE

These condensed interim financial statements were authorized for issue on April 12, 2021 by the Board of Directors of the Management Company.


**For ABL Asset Management Company Limited
(Management Company)**



Chief Financial Officer



Chief Executive Officer



Director

مینجمنٹ کمپنی کی کوالٹی کی درجہ بندی

31 دسمبر ، 2020 کو ، JCR-VIS کریڈٹ ریٹنگ کمپنی لمیٹڈ (JCR-VIS) نے اے بی ایل ایسٹ مینجمنٹ کمپنی لمیٹڈ (ABL AMC) کی 'AM2 ++' (AM-two-Double Plus) کی مینجمنٹ کوالٹی ریٹنگ کی تصدیق کر دی ہے۔ (اے ایم ٹو پلس پلس) تفویض کردہ درجہ بندی پر اوٹ لک 'مستحکم' ہے۔

اوٹ لک اور اسٹریٹیجی

توقع کی جارہی ہے کہ اسٹیٹ بینک آف پاکستان نے ٹی بلوں کی پندرہ روزہ نیلامی جاری رکھی ہے جہاں پیداوار کی اعلیٰ توقع کی جارہی ہے۔ پی آئی بی کے محاذ پر ، مارکیٹ کو اپریل 2021 کے مہینے کے دوران پی کے آر 2,870 ملین کی حد تک اہم مقدار میں پختگی کا سامنا کرنا پڑتا ہے۔

اے بی ایل گورنمنٹ سیکورٹیز فنڈ پاکستان انویسٹمنٹ بانڈز کے انعقاد اور ٹریڈنگ کی اپنی حکمت عملی کے ساتھ جاری رہے گا جو فی الحال تاریخی اعتبار سے اعلیٰ پیداوار کے پھیلاؤ پر تجارت کر رہے ہیں۔ اگر پیداوار میں ثالثی کم ہو جائے تو فنڈ اس کی نمائش کو کم کر سکتا ہے۔

پی آئی بی میں سرمایہ کاری کے علاوہ ، فنڈ لمبے عرصے کے ٹی بل ، تجارتی کاغذات اور منتخب کردہ ٹی ایف سی سکوکس میں بھی نمائش لے گا۔ فنڈ سہ ماہی اور سال کے آخر میں بینک ڈیپازٹ سودوں کا فائدہ اٹھائے گا تاکہ کل کی واپسی میں مزید اضافہ ہو سکے۔

اعتراف

ہم اپنے قابل قدر سرمایہ کاروں کا شکریہ ادا کرتے ہیں جنہوں نے ہم پر اعتماد کیا ہے۔ بورڈ سیکورٹیز اینڈ ایکسچینج کمیشن آف پاکستان ، ٹرسٹی (سنٹرل ڈپازٹری کمپنی آف پاکستان لمیٹڈ) اور پاکستان اسٹاک ایکسچینج لمیٹڈ کے انتظامیہ کی ان کی مسلسل رہنمائی اور مدد کے لئے ان کا شکریہ بھی ادا کرتا ہے۔ ڈائریکٹرز انتظامی ٹیم کے ذریعہ کی جانے والی کوششوں کی بھی تعریف کرتے ہیں۔

بورڈ کی طرف سے اور بورڈ کے لئے

علی خالد غزنوی
چیف ایگزیکٹو آفیسر

ڈائریکٹر

لاہور ، 12 اپریل ، 2021

منی مارکیٹ کا جائزہ

جائزہ کے تحت اس مدت کے دوران ثانوی منڈی کی پیداوار میں پورے منحنی خطوط میں اضافہ ہوا۔ پیداوار کی نقل و حرکت بنیادی طور پر کھانے کی قیمتوں اور بجلی اور گیس کے نرخوں میں ایڈجسٹمنٹ میں غیر معمولی اضافے کے درمیان متوقع سرخی سے زیادہ متوقع سرخی کے ذریعہ کارفرما ہے۔ مزید یہ کہ ، COVID19 کیسوں میں زبردست کمی ، ویکسینیشن کے خاتمے سے پیداوار پر اوپر کا اثر پڑتا ہے

جبکہ اس عرصے کے دوران اعلان کردہ مالیاتی پالیسیوں میں ثانوی مارکیٹ کی پیداوار میں مسلسل اضافہ رہا ہے جبکہ موجودہ پالیسی کے تسلسل اور استحکام پر زور دیا گیا ہے۔ اسٹیٹ بینک جنوری 21 میں اپنی مالیاتی پالیسی میں جہاں معاشی اشارے پر روشنی ڈالی گئی تھی اس میں ایل ایس ایم نمو کی شرح میں مستحکم بحالی اور جائزے کے دوران مضبوط ترسیلات زر کے درمیان بیرونی اکاؤنٹ کی پوزیشن میں بہتری شامل ہے۔ کمیٹی نے روشنی ڈالی کہ سرخی والے سی پی آئی پر دباؤ بنیادی طور پر ایشیائی خوردونوش میں تیزی سے اضافہ کی وجہ سے ہے جبکہ بنیادی افراط زر 6% - تا 7% کے درمیان برقرار ہے۔ پہلی بار ، ایم پی سی نے مارکیٹ کو آگے کی رہنمائی فراہم کی جس سے یہ ظاہر ہوتا ہے کہ درمیانی مدت کے افق میں سود کی شرحوں میں کوئی تبدیلی نہیں ہوگی۔

مدت کے دوران ، ٹی بل پیداوار میں 3M ، 6M اور 12M کے ساتھ تیزی سے اضافہ ہوا جو مارچ 21 کے اختتام پر بالترتیب 6.75% ، 7.05% اور 7.10% سے 7.58% ، 7.79% اور 7.80% ہو گیا ہے۔ پی آئی بی نیلامی میں بھی اسی طرح کی حرکات دیکھنے میں آئیں جہاں پیداوار بالترتیب 3Y ، 5Y & 10Y کے لئے بالترتیب 9.41% ، 9.90% اور 10.29% رہی۔ پہلے 6MFY21 کے دوران ، مارکیٹ میں کٹوتی کے اعلان اور مارکیٹ میں شرکت کے مابین تعطل کا مشاہدہ ہوا جس کے نتیجے میں MoF کے ذریعہ بولیاں مسترد کردی گئیں۔ تعطل بالآخر جنوری 21 میں اختتام پذیر ہوا جس میں MoF نے مارکیٹ کی دلچسپی پر مبنی کٹ پیداوار کا اعلان کر دیا اس کے نتیجے میں PIB کی پیداوار میں خاطر خواہ اضافہ ہوا جس کی وجہ سے پیداوار کو منقطع کر دیا گیا جس نے ثانوی مارکیٹ کی پیداوار کو مزید متاثر کیا جس کے نتیجے میں پالیسی کی شرح تک پیداوار میں اضافہ ہوتا گیا۔ اس کے نتیجے میں ، KIBOR 6M کی شرحیں بھی جون اور دسمبر 2020 کے دوران بالترتیب 57 اور 63 بی پی ایس کے اضافے سے مارچ کے آخر میں 7.88 فیصد پر بند ہو گئیں۔

زیر جائزہ اس مدت کے دوران ، اسٹیٹ بینک بار بار اوپن مارکیٹ آپریشن (OMOs) کے ساتھ جاری رہا ، مارچ 2021 کے آخر میں اسٹیٹ بینک تقریباً 1.7 PKR ٹریلین کا ایک خالص قرض خواہ رہا۔

آڈیٹر

میسرز اے ایف فرگوسن اینڈ کمپنی (چارٹرڈ اکاؤنٹنٹس) کو ، اے بی ایل گورنمنٹ سیکیورٹیز فنڈ (اے بی ایل جی ایس ایف) کے لئے 30 جون 2021 کو ختم ہونے والے سال کے لئے دوبارہ آڈیٹر مقرر کیا گیا ہے۔

فنڈ استحکام کی درجہ بندی

JCR-VIS کریڈٹ ریٹنگ کمپنی لمیٹڈ (JCR-VIS) نے 31 دسمبر، 2020 کو ، اے بی ایل گورنمنٹ سیکیورٹیز فنڈ کی فنڈ استحکام کی درجہ بندی بڑھا کر (f) - (AA) پر کی ہے۔

مینجمنٹ کمپنی کے ڈائریکٹرز کی رپورٹ

اے بی ایل گورنمنٹ سیکیورٹیز فنڈ (اے بی ایل-جی ایس ایف) کی انتظامی کمپنی ، اے بی ایل ایسٹ مینجمنٹ کمپنی لمیٹڈ کے بورڈ آف ڈائریکٹرز 31 مارچ ، 2021 کو ختم ہونے والے نو ماہ کے لئے اے بی ایل گورنمنٹ سیکیورٹیز فنڈ کے کنڈینسڈ عبوری فنانشل اسٹیٹمنٹ (غیر آڈٹ شدہ) پیش کرنے پر خوشی محسوس کرتے ہیں۔

اقتصادی کارکردگی کا جائزہ

اس عرصے کے دوران ، اوسط افراط زر 8.63% Y اس عرصے کے دوران ، اوسط سی پی آئی ~ 8.35% YoY تک پہنچ گئی ہے جبکہ گذشتہ سال اسی مدت (ایس پی ایل وائی) کے مقابلے میں 11.53% YoY رہی۔ اگرچہ افراط زر میں اعلیٰ بنیادی اثر کے پچھلے حصے میں بنیادی طور پر کم اضافہ دیکھنے میں آیا ، لیکن ماہانہ افراط زر (ایس پی ایل وائی میں مجموعی طور پر 8.46 بمقابلہ 8.04 ~) اجناس ، ٹرانسپورٹ اور بجلی کی قیمتوں میں اضافہ ہوتا رہا۔ فوڈ ، ہاؤسنگ اور ٹرانسپورٹ کے اشاریہ جات میں بالترتیب 9.38 ، 9.12 ، اور 15.83% کا مجموعی اضافہ ہوا۔ آگے بڑھتے ہوئے ، مالی سال 21 کے لئے اوسط افراط زر کو 9.2% YoY کے حساب سے سمجھا جاتا ہے ، جو اسٹیٹ بینک کے ہدف کی حد کی 7% - 9% کی بالائی حد سے تھوڑا سا اوپر ہے۔

بیلنس آف ادائیگی (بی او پی) کے سامنے ، پاکستان نے ایس پی ایل وائی کے دوران 2.74 بلین امریکی ڈالر کے خسارے کے مقابلہ میں 8MFY21 میں 881 ملین امریکی ڈالر کا کرنٹ اکاؤنٹ سرپلس کھڑا کیا۔ پاکستان نے 8MFY21 میں 19.88 بلین امریکی ڈالر مالیت کی اشیا اور خدمات برآمد کیں جبکہ ایس پی ایل وائی میں 20.25 ارب امریکی ڈالر تھے۔ دوسری طرف ، پاکستان نے 8MFY21 میں 37.30 بلین امریکی ڈالر مالیت کی اشیا اور خدمات درآمد کیں جبکہ ایس پی ایل وائی میں 35.72 بلین امریکی ڈالر تھے۔ درآمدات میں یہ اضافہ اجناس کی قیمتوں میں اضافے اور معاشی سرگرمی میں حیات نو کا باعث ہے۔ SPLY کے مقابلے میں 8MFY21 کے دوران مجموعی طور پر تجارتی خسارہ میں 12.64% YOY کا اضافہ ہوا۔ درآمدات میں یہ اضافہ ترسیلات زر میں اضافہ ہوا ہے۔ مجموعی طور پر ، 8MFY21 کے لئے ترسیلات زر 18.74 بلین امریکی ڈالر ہیں جو 8MFY21 کے دوران 15.10 بلین امریکی ڈالر تھیں۔ یکم اپریل 2021ء کو اسٹیٹ بینک میں زرمبادلہ کے ذخائر 13.30 بلین امریکی ڈالر تھے ، جس میں مجموعی طور پر 3.03 ماہ کی درآمدی رقم فراہم کی جاتی ہے۔

مالی معاملے میں ، ایف بی آر 8MFY21 کے لئے 3.40 PKR ٹریلین جمع کرنے میں کامیاب رہا جبکہ ہدف PKR 3.30 ٹریلین تھا جو کہ 106 PKR ارب زیادہ ہے۔

میوچل فنڈ انڈسٹری کا جائزہ

اوپن اینڈ میوچل فنڈ انڈسٹری کے زیر انتظام اثاثوں (اے یو ایم) میں 8MFY21 کے دوران 25 فیصد کی بے پناہ ترقی ہوئی (PKR 788 سے PKR 982 بلین تک) ، بنیادی طور پر ناہموار بھوک کی وجہ سے ایکویٹی مارکیٹ فنڈز میں خاطر خواہ بہاؤ کی وجہ سے ملک میں معاشی سرگرمیوں کی بحالی کے درمیان خطرناک اثاثہ کلاس۔ روایتی اور اسلامی سمیت ایکویٹی مارکیٹ کے فنڈز میں 40 فیصد کا زبردست اضافہ دیکھنے میں آیا ، اس عرصے کو 240 PKR ارب پر بند کیا گیا۔ اسی طرح ، کل منی مارکیٹ اور فکسڈ انکم فنڈز 'اے یو ایم' بالترتیب 25 فیصد اور 24 فیصد اضافے سے 396 PKR ارب اور 238 PKR ارب ہو گئے۔



ABL Asset Management
Discover the potential

For Information on ABL AMC's Funds, please visit



www.ablamc.com

or



0800-22526

or visit any Allied Bank Branch