



ABL ISLAMIC DEDICATE STOCK FUND
CONDENSED INTERIM FINANCIAL INFORMATION
FOR THE HALF YEAR ENDED DECEMBER 31, 2018

HALF YEARLY REPORT



ABL Asset Management

Discover the potential

CONTENTS

Fund's Information	1
Report of the Directors of the Management Company	2
Report of the Trustee to the Unit Holders	5
Independent Auditor's Report to the Unit Holders on Review of Condensed interim Financial Information	6
Condensed Interim Statement of Assets and Liabilities	7
Condensed Interim Income Statement (Un-audited)	8
Condensed Interim Statement of Comprehensive Income (Un-audited)	9
Condensed Interim Statement of Movement in Unit Holders' Fund (Un-audited)	10
Condensed Interim Cash Flow Statement (Un-audited)	11
Notes to and Forming Part of the Condensed Interim Financial Information (Un-audited)	12
Report of the Directors of the Management Company (Urdu Version)	22
Jama punji	23

ABL ISLAMIC DEDICATED STOCK FUND

FUND'S INFORMATION

Management Company:	ABL Asset Management Company Limited Plot/Building # 14, Main Boulevard, DHA, Phase - VI, Lahore - 54810	
Board of Directors	Sheikh Mukhtar Ahmed Mr. Mohammad Naeem Mukhtar Mr. Muhammad Waseem Mukhtar Mr. Tahir Hassan Qureshi Mr. Pervaiz Iqbal butt Mr. Muhammad Kamran Shehzad Mr. Alee Khalid Ghaznavi	Chairman CEO/ Director
Audit Committee:	Mr. Muhammad Kamran Shehzad Mr. Muhammad Waseem Mukhtar Mr. Pervaiz Iqbal butt	Chairman Member Member
Human Resource and Remuneration Committee	Mr. Muhammad Waseem Mukhtar Mr. Pervaiz Iqbal butt Mr. Alee Khalid Ghaznavi Mr. Muhammad Kamran Shehzad	Chairman Member Member Member
Chief Executive Officer of The Management Company:	Mr. Alee Khalid Ghaznavi	
Chief Financial Officer & Company Secretary:	Mr. Saqib Matin	
Chief Internal Auditor:	Mr. Kamran Shehzad	
Trustee:	MCB Financial Services Limited 4th Floor, Perdesi House Old Queens Road Karachi - 74400	
Bankers to the Fund:	Allied Bank Limited Bank Islami Pakistan Limited Askari bank Limited	
Auditor:	M/S. A.F. Ferguson & Co. Chartered Accountants State life Building No. 1-C I.I Chundrigar Road, Karachi.	
Legal Advisor:	Ijaz Ahmed & Associates Advocates & Legal Consultants No. 7, 11th Zamzama Street, Phase V DHA Karachi.	
Registrar:	ABL Asset Management Company Limited. L - 48, Defence Phase - VI, Lahore - 74500	

ABL ISLAMIC DEDICATED STOCK FUND

REPORT OF THE DIRECTORS OF THE MANAGEMENT COMPANY

The Board of Directors of ABL Asset Management Company Limited, the management company of ABL Islamic Dedicated Stock Fund (ABL-IDSF), is pleased to present the Condensed Interim Financial Statements (un-audited) of ABL Islamic Dedicated Stock Fund for the half year ended on December 31, 2018.

ECONOMIC PERFORMANCE REVIEW

1HFY19 marked a new chapter for Pakistan's political and economic landscape with the change of Government in the center as well as in the biggest province of the country. Successful transition of power and continuity of democratic process after the general elections of July 25, 2018 have reduced the political noise in the country but challenges on economic front still persists. Though, newly elected Government has taken several measures to address surmounting Balance of Payment (BOP) crisis but the results of those steps are yet to be reflected in numbers.

Pakistan's economic indicators witnessed significant changes during the period due to challenges on external front. CPI has increased substantially to 6.05% in 1HFY19 as compared to 3.75% in the same period last year. CPI is expected to increase further in 2HFY19 due to low base effect and lag impact of currency adjustments as the Pak Rupee (PKR) has devalued by ~14% against the greenback during last six months. Moreover, State Bank of Pakistan (SBP) has adopted contractionary stance, thus; increased policy rate by 350bps to 10% during the said period.

Surprisingly, country's external position continued to remain fragile despite taking above mentioned steps as the Current Account Deficit (CAD) during 1HFY19 is down by only 4.4%YoY to USD7.9 billion as compared to USD8.4 billion during 1HFY18. A much needed support came from workers' remittances which are up 10%YoY to USD10.7 billion. However, foreign exchange reserves remained under pressure standing at 2.9 months of import cover in spite of USD2.0 billion loans received from Saudi Arabia. Hopefully, CAD will come down further going forward as deferred oil facilities of worth USD3.0 billion from Saudi Arabia and UAE will be effective from January 2019. Furthermore, weak international commodity prices particularly oil will further ease off pressure on BOP.

On fiscal front, FBR provisionally collected taxes worth PKR1,763 billion during 1HFY19 against the target of PKR1,960 billion, reflecting a shortfall of more than PKR175 billion. In order to bridge the deficit, the government is expected to announce mini-budget in January 2019 where new taxes of ~PKR200 billion will be imposed. Moreover, meetings with IMF are likely to kick-off in the current month to seek financial package.

Going forward, weak international oil prices, controlled imports, rising remittances and uptick in exports will address risks to the economy. Government is focusing on enhancing Pakistan Exports by giving reliefs to export oriented industry and curtailing imports by imposing additional taxes and duties. It is expected that the Pakistan will enter into IMF program during 2HFY19 which will help in addressing dwindling foreign exchange reserves and give confidence to other lenders.

MUTUAL FUND INDUSTRY REVIEW

Total assets under management (AUMs) of open end mutual fund industry posted a decline of 3.1% during 1HFY19 (from PKR648 billion to PKR628 billion), mainly on account of economic uncertainty and year end phenomena. However, the industry witnessed growth of 1.1%YoY in December 2018 against same period last year. Equity funds including Conventional and Islamic equity witnessed a substantial decline of 12.2% and 18.3% in AUM to close the period at PKR121 billion and PKR85 billion, respectively. This decline can primarily be attributed to dismal market performance (KSE100 index down 11.5% in 1HFY19) due to economic uncertainty driving investor sentiments negative.

On the flip side, the fixed income category (comprising of Income, Aggressive Income and Money Market funds) registered a growth of 4.8% in 1HFY19 to close at PKR200 billion in December 2018 compared to PKR191 billion in June 2018. Similarly, Islamic Income Category also posted a growth of 8.3% in AUMs to end the period at PKR47 billion.

EQUITY MARKET REVIEW

Pakistan equities showed gloomy performance in 1HFY19 where benchmark KSE-100 index shed 4,844.3 points (-11.5%) to become one of the worst performing market in the world for CY18. The lackluster performance during the period under review was largely attributable to political & economic uncertainty after the elections as the new government took office and delayed defining its policies. Moreover, continuous selling by foreign investors (USD404 million) can be attributed to worsening macros (pressure on external account, depleting reserves and PKR/USD devaluation). In addition to this, expected slowdown in global demand as two economic giants, USA and China, engaged in trade war further aggravated uncertainty among investors. Furthermore, extended sanctions on Iran proved as a last nail in the coffin. Investors prefer to switch from risky asset classes to safe heavens in such a tricky and uncertain environment. This led to the aggressive selling in equity market of not only Pakistan but across the globe.

On foreign front, selling during the period was concentrated in Commercial Banks (USD166 million), Exploration & Production (USD98 million), and Cements (USD69 million). Conversely, foreign interest was evinced in Fertilizer Sector which attracted buying of USD18 million. On the local front, - Insurance companies & individuals supported the market with a net buying of USD176 million and USD156 million, respectively while mutual funds and brokers remained net sellers of worth USD28 million, & USD14 million, respectively in 1HFY18. On sectoral front, Commercial Banks and E&P's witnessed extreme downfall, contributing 1,288/1,107 points to the index's decline. One off pension cost, higher compliance cost and international provisioning caused sluggish performance of Commercial Banks while sharp decline in oil price eroded the returns in E&Ps. On the flip side, improved petrochemical margins kept Chemical sector green with positive index contribution of 39.46 points. Moreover, overall liquidity in the market improved where average trading volume increased by 33%YoY to 104 million shares in 1HFY19 from 78 million in 1HFY18 while the average daily value traded went down by 24%YoY to USD58 million from USD76 million in the same period last year.

FUND PERFORMANCE

ABL Islamic Dedicated Stock Fund's AUM decreased by 34.62% to Rs. 1,257.21 million as on December 31, 2018 compared to Rs. 1,692.57 million on June 30, 2018. The fund posted a return of -9.69% against the benchmark return of -13.91%. When measured from its inception, ABL-IDSF has posted a return of -22.34% against its benchmark return of -24.21%, depicting an outperformance of 1.87%.

AUDITORS

M/s. A.F. Ferguson & Co. (Chartered Accountants), have been re-appointed as auditors for the year ending June 30, 2019 for ABL Islamic Dedicated Stock Fund (ABL-IDSF).

MANAGEMENT QUALITY RATING

On December 31, 2018, JCR-VIS Credit Rating Company Limited (JCR-VIS) has reaffirmed the Management Quality Rating of ABL Asset Management Company Limited (ABL AMC) to 'AM2++' (AM-Two-Double Plus) from 'AM2+' (AM Two Plus). Outlook on the assigned rating is 'Stable'.

OUTLOOK

Equity market in Pakistan is expected to have a limited recovery in 1HCY19 as interest rates are still to peak and fiscal consolidation measures are yet to unfold. However, lower than expected inflation would cause SBP to soften its stance on monetary tightening, going forward.

In our view the economic indicators are expected to recover in 2HCY19 debunking the negative returns of last two years given peaking of interest rates, announcement of fiscal curtailment measures, entry into IMF program and positive outcome of FATF. Going into the IMF program would bring in discipline on both external and fiscal front thereby boosting the investors' confidence.

We look for valued stocks hedged with economic growth slowdown and offering good dividend yields. Therefore we are Overweight on E&P, Banks, Fertilizer, Technology, Textile, Power and Chemical (whose stands to benefit from PKR depreciation) while have underweight stance on Cement, Autos, Engineering, Electronics goods and FMCGs

ACKNOWLEDGEMENT

We thank our valued investors who have placed their confidence in us. The Board is also thankful to Securities & Exchange Commission of Pakistan, the Trustee (MCB Financial Services Limited) and the management of Pakistan Stock Exchange Limited for their continued guidance and support. The Directors also appreciate the efforts put in by the management team. For & on behalf of the Board



Director



**Alee Khalid Ghaznavi
Chief Executive Officer**

Lahore, February 06, 2019



MCB FINANCIAL SERVICES LIMITED

REPORT OF THE TRUSTEE TO THE UNIT HOLDERS

ABL ISLAMIC DEDICATED STOCK FUND

Report of the Trustee Pursuant to Regulation 41(h) of the Non-Banking Finance Companies and Notified Entities Regulations, 2008

ABL Islamic Stock Dedicated Fund, an open-end Scheme established under a Trust Deed dated 16 November 2016 executed between ABL Asset Management Company Limited, as the Management Company and MCB Financial Services Limited, as the Trustee. The Securities & Exchange Commission of Pakistan (SECP) approved the appointment of MCB Financial Services Limited as the trustee of fund on 10th November 2016.

1. ABL Asset Management Company Limited, the Management Company of ABL Islamic Dedicated Stock Fund has, in all material respects, managed ABL Islamic Dedicated Stock Fund during the period ended 31st December 2018 in accordance with the provisions of the following:
 - (i) Investment limitations imposed on the Asset Management Company and the Trustee under the trust deed and other applicable laws;
 - (ii) the valuation or pricing is carried out in accordance with the deed and any regulatory requirement;
 - (iii) the creation and cancellation of units are carried out in accordance with the deed;
 - (iv) and any regulatory requirement

Khawaja Anwar Hussain
Chief Executive Officer
MCB Financial Services Limited

Karachi: February 7, 2019

4th Floor, Perdesi House, 2/1, R-Y-16, Old Queens Road, Karachi - 74200
Direct Nos. 021-32430485, 32415454, 32415204, 32428731 PABX No. 021-32419770, Fax No. 021-32416371
Website: <http://www.mcbfsl.com.pk>



A.F. FERGUSON & CO.

INDEPENDENT AUDITORS' REPORT ON REVIEW OF CONDENSED INTERIM FINANCIAL STATEMENTS TO THE UNIT HOLDERS

Introduction

We have reviewed the accompanying condensed interim statement of assets and liabilities of **ABL Islamic Dedicated Stock Fund** (the Fund) as at December 31, 2018 and the related condensed interim income statement, condensed interim statement of comprehensive income, condensed interim statement of movement in unit holders' fund and condensed interim cash flow statement together with the notes forming part thereof (here-in-after referred to as the 'condensed interim financial statements'), for the half year ended December 31, 2018. The Management Company (ABL Asset Management Company Limited) is responsible for the preparation and presentation of these condensed interim financial statements in accordance with accounting and reporting standards as applicable in Pakistan for interim financial reporting. Our responsibility is to express a conclusion on these condensed interim financial statements based on our review. The figures included in the condensed interim income statement and condensed interim statement of comprehensive income for the quarters ended December 31, 2018 and December 31, 2017 have not been reviewed, as we are required to review only the cumulative figures for the half year ended December 31, 2018.

Scope of Review

We conducted our review in accordance with the International Standard on Review Engagements 2410, "Review of Interim Financial Information Performed by the Independent Auditor of the Entity". A review of condensed interim financial statements consists of making inquiries, primarily of persons responsible for financial and accounting matters, and applying analytical and other review procedures. A review is substantially less in scope than an audit conducted in accordance with International Standards on Auditing and consequently does not enable us to obtain assurance that we would become aware of all significant matters that might be identified in an audit. Accordingly, we do not express an audit opinion.

Conclusion

Based on our review, nothing has come to our attention that causes us to believe that the accompanying condensed interim financial statements are not prepared, in all material respects, in accordance with accounting and reporting standards as applicable in Pakistan for interim financial reporting.

Chartered Accountants

Engagement Partner: **Noman Abbas Sheikh**

Dated: February 26, 2019

Karachi

A. F. FERGUSON & CO., Chartered Accountants, a member firm of the PwC network
State Life Building No. 1-C, I.I. Chundrigar Road, P.O. Box 4716, Karachi-74000, Pakistan
Tel: +92 (21) 32426682-6/32426711-5; Fax: +92 (21) 32415007/32427538/32424740; <www.pwc.com/pk>

■ KARACHI ■ LAHORE ■ ISLAMABAD


**ABL ISLAMIC DEDICATED STOCK FUND
CONDENSED INTERIM STATEMENT OF ASSETS AND LIABILITIES
AS AT DECEMBER 31, 2018**

		(Un-audited) December 31, 2018	(Audited) June 30, 2018
	Note	----- Rupees in '000 -----	
Assets			
Bank balances	4	84,910	183,023
Investments	5	1,167,295	1,516,112
Dividend, profit and other receivable		4,127	5,827
Advances and deposits		2,603	4,603
Receivable against sale of investments		9,140	-
Preliminary expenses and floatation costs		640	749
Total assets		1,268,715	1,710,314
Liabilities			
Payable to ABL Asset Management Company Limited - Management Company	6	6,589	7,355
Payable to the MCB Financial Services Limited - Trustee		108	129
Payable to the Securities and Exchange Commission of Pakistan		747	1,847
Accrued expenses and other liabilities	7	4,056	8,416
Total liabilities		11,500	17,747
NET ASSETS		1,257,215	1,692,567
UNIT HOLDERS' FUND (AS PER STATEMENT ATTACHED)		1,257,215	1,692,567
CONTINGENCIES AND COMMITMENTS	8		
		----- Number of units -----	
NUMBER OF UNITS IN ISSUE		165,119,510	200,760,311
		----- Rupees -----	
NET ASSET VALUE PER UNIT		7.6140	8.4308

The annexed notes 1 to 15 form an integral part of these condensed interim financial statements.

For ABL Asset Management Company Limited
(Management Company)


SAQIB MATIN
CHIEF FINANCIAL OFFICER


ALEE KHALID GHAZNAVI
CHIEF EXECUTIVE OFFICER


MUHAMMAD KAMRAN SHEHZAD
DIRECTOR

ABL ISLAMIC DEDICATED STOCK FUND
CONDENSED INTERIM INCOME STATEMENT (UN-AUDITED)
FOR THE HALF YEAR AND QUARTER ENDED DECEMBER 31, 2018

	Half year ended December 31		Quarter ended December 31	
	2018	2017	2018	2017
	Rupees in '000			
Income				
Dividend income	36,701	48,882	19,773	37,760
Profit on savings accounts	5,920	5,663	2,434	4,045
Loss on sale of investments - net	(5,714)	(197,449)	(9,394)	(129,422)
Net unrealised diminution on re-measurement of investments classified as 'financial assets at fair value through profit or loss'	5.2 (151,072)	(221,469)	(140,700)	(7,886)
	<u>(156,786)</u>	<u>(418,918)</u>	<u>(150,094)</u>	<u>(137,308)</u>
	<u>(114,165)</u>	<u>(364,373)</u>	<u>(127,887)</u>	<u>(95,503)</u>
Expenses				
Remuneration of ABL Asset Management Company Limited - Management Company	15,732	20,895	7,321	9,956
Punjab sales tax on remuneration of the Management Company	6.2 2,517	3,203	1,171	1,593
Accounting and operational charges	787	1,045	366	497
Selling and marketing expenses	3,148	4,184	1,466	2,002
Remuneration of MCB Financial Services Limited - Trustee	637	805	301	386
Sindh sales tax on remuneration of Trustee	83	105	39	50
Annual fee of the Securities and Exchange Commission of Pakistan	747	993	347	473
Securities transaction cost	664	2,337	292	1,061
Auditors' remuneration	297	377	196	256
Printing charges	114	75	64	37
Shariah advisory fee	253	235	126	119
Amortisation of preliminary expenses and floatation costs	109	109	55	55
Settlement and bank charges	119	94	105	45
Total operating expenses	<u>25,207</u>	<u>34,457</u>	<u>11,849</u>	<u>16,530</u>
Net loss for the period before taxation	<u>(139,372)</u>	<u>(398,830)</u>	<u>(139,736)</u>	<u>(112,033)</u>
Taxation	9 -	-	-	-
Net loss for the period after taxation	<u>(139,372)</u>	<u>(398,830)</u>	<u>(139,736)</u>	<u>(112,033)</u>
Earning / (loss) per unit	10			
Allocation of net income for the period:				
Net loss for the period after taxation	-	-	-	-
Income already paid on units redeemed	-	-	-	-
	<u>-</u>	<u>-</u>	<u>-</u>	<u>-</u>
Accounting income available for distribution:				
-Relating to capital gains	-	-	-	-
-Excluding capital gains	-	-	-	-
	<u>-</u>	<u>-</u>	<u>-</u>	<u>-</u>

The annexed notes 1 to 15 form an integral part of these condensed interim financial statements.

For ABL Asset Management Company Limited
(Management Company)


SAQIB MATIN
CHIEF FINANCIAL OFFICER


ALEE KHALID GHAZNAVI
CHIEF EXECUTIVE OFFICER



MUHAMMAD KAMRAN SHEHZAD
DIRECTOR


ABL ISLAMIC DEDICATED STOCK FUND
STATEMENT OF COMPREHENSIVE INCOME (UN-AUDITED)
FOR THE HALF YEAR AND QUARTER ENDED DECEMBER 31, 2018

	------(Rupees in '000)-----			
	Half year ended December 31		Quarter ended December 31	
	2018	2017	2018	2017
Net loss for the period after taxation	(139,372)	(398,830)	(139,736)	(112,033)
Other comprehensive income for the period	-	-	-	-
Total comprehensive loss for the period	<u>(139,372)</u>	<u>(398,830)</u>	<u>(139,736)</u>	<u>(112,033)</u>

The annexed notes 1 to 15 form an integral part of these condensed interim financial statements.

For ABL Asset Management Company Limited
 (Management Company)


 SAQIB MATIN
 CHIEF FINANCIAL OFFICER


 ALEE KHALID GHAZNAVI
 CHIEF EXECUTIVE OFFICER


 MUHAMMAD KAMRAN SHEHZAD
 DIRECTOR

ABL ISLAMIC DEDICATED STOCK FUND
CONDENSED INTERIM STATEMENT OF MOVEMENT IN UNIT HOLDERS' FUND
FOR THE HALF YEAR ENDED DECEMBER 31, 2018

	Half year ended December 31, 2018			Half year ended December 31, 2017		
	(Rupees in '000)					
	Capital Value	Undistributed loss	Total	Capital Value	Undistributed loss	Total
Net assets at beginning of the period (audited)	2,040,156	(347,589)	1,692,567	2,660,981	76,108	2,737,089
Issue of 6,600,182 (2017: 48,327,511 units)						
- Capital value (at net asset value per unit at the beginning of the period)	55,645	-	55,645	487,725	-	497,097
- Element of income / (loss)	1,355	-	1,355	(58,970)	-	(68,342)
Total proceeds on issuance of units	57,000	-	57,000	428,755	-	428,755
Redemption of 42,240,983 units (2017: 90,695,937 units)						
- Capital value (at net asset value per unit at the beginning of the period)	356,125	-	356,125	924,856	-	932,900
- Element of income	(3,145)	-	(3,145)	(78,518)	-	(86,562)
Total payments on redemption of units	352,980	-	352,980	846,338	-	846,338
Total comprehensive loss for the period	-	(139,372)	(139,372)	-	(398,830)	(398,830)
Distribution during the period	-	-	-	-	(44,492)	(44,492)
Net loss for the period less distribution	-	(139,372)	(139,372)	-	(443,322)	(443,322)
Net assets at end of the period (un-audited)	1,744,176	(486,961)	1,257,215	2,243,398	(367,214)	1,876,184

Distribution for the period

Undistributed (loss) / income brought forward

- Realised (loss) / income	(206,410)	247,684
- Unrealised loss	(141,179)	(171,576)
	(347,589)	76,108

Accounting income available for distribution:

- Relating to capital gains	-	-
- Excluding capital gains	-	-

Net loss for the period after taxation

	(139,372)	(398,830)
Distribution during the period	-	(44,492)
Undistributed loss carried forward	(486,961)	(367,214)

- Realised loss	(335,889)	(145,745)
- Unrealised loss	(151,072)	(221,469)
	(486,961)	(367,214)

(Rupees)

(Rupees)


Net assets value per unit at beginning of the period 8.4308 10.2860

Net assets value per unit at end of the period 7.6140 8.3859

The annexed notes 1 to 15 form an integral part of these condensed interim financial statements.

For ABL Asset Management Company Limited
(Management Company)


SAQIB MATIN
CHIEF FINANCIAL OFFICER


ALEE KHALID GHAZNAVI
CHIEF EXECUTIVE OFFICER


MUHAMMAD KAMRAN SHEHZAD
DIRECTOR


**ABL ISLAMIC DEDICATED STOCK FUND
CONDENSED INTERIM CASH FLOW STATEMENT (UNAUDITED)
FOR THE HALF YEAR ENDED DECEMBER 31, 2018**

	Half year ended December 31, 2018	Half year ended December 31, 2017
	----- Rupees in '000 -----	
CASH FLOWS FROM OPERATING ACTIVITIES		
Net loss for the period before taxation	(139,372)	(398,830)
Adjustments for:		
Dividend income	(36,701)	(48,882)
Profit on savings accounts	(5,920)	(5,663)
Net unrealised diminution on remeasurement of investments classified as 'financial assets at fair value through profit or loss'	151,072	221,469
Amortisation of preliminary expenses and floatation costs	109	109
	<u>(30,812)</u>	<u>(231,797)</u>
Decrease / (increase) in assets		
Advances and deposits	2,000	-
(Decrease) / increase in liabilities		
Payable to ABL Asset Management Company Limited - Management Company	(766)	(3,276)
Payable to the MCB Financial Services Limited - Trustee	(21)	(54)
Payable to the Securities and Exchange Commission of Pakistan	(1,100)	152
Accrued expenses and other liabilities	(4,360)	3,772
	<u>(6,247)</u>	<u>594</u>
Net amount received on purchase and sale of investments	188,605	849,662
Dividend and profit received	44,321	52,872
Net cash flow generated from operating activities	<u>197,867</u>	<u>671,331</u>
CASH FLOWS FROM FINANCING ACTIVITIES		
Cash distribution paid	-	(44,492)
Amount received on issuance of units	57,000	428,755
Amount paid on redemption of units	(352,980)	(846,338)
Net cash used in financing activities	<u>(295,980)</u>	<u>(462,075)</u>
Net (decrease) / increase in cash and cash equivalents during the period	<u>(98,113)</u>	<u>209,256</u>
Cash and cash equivalents at the beginning of the period	183,023	133,895
Cash and cash equivalents at the end of the period	<u>84,910</u>	<u>343,151</u>

The annexed notes 1 to 15 form an integral part of these condensed interim financial statements.

For ABL Asset Management Company Limited
(Management Company)


SAQIB MATIN
CHIEF FINANCIAL OFFICER


ALEE KHALID GHAZNAVI
CHIEF EXECUTIVE OFFICER


MUHAMMAD KAMRAN SHEHZAD
DIRECTOR

ABL ISLAMIC DEDICATED STOCK FUND
ABL Islamic Dedicated Stock Fund

ABL Asset Management
Discover the potential

ABL ISLAMIC DEDICATED STOCK FUND

NOTES TO AND FORMING PART OF THE CONDENSED INTERIM FINANCIAL STATEMENTS (UN-AUDITED) FOR THE HALF YEAR ENDED DECEMBER 31, 2018

1 LEGAL STATUS AND NATURE OF BUSINESS

1.1 ABL Islamic Dedicated Stock Fund (the Fund) is an open ended mutual fund constituted under a Trust Deed entered into on November 17, 2016 between ABL Asset Management Company Limited (ABL AMCL) as the Management Company and MCB Financial Services Limited (MCBFSL) as the Trustee. The Trust Deed was executed in accordance with the Non-Banking Finance Companies and Notified Entities Regulations, 2008. The Securities and Exchange Commission of Pakistan (SECP) authorised constitution of the Trust Deed vide letter no. AMCW / ABLAMC / 305 / 2016 dated November 10, 2016 in accordance with the requirement of the Non-Banking Finance Companies and Notified Entities Regulation, 2008.

The Management Company of the Fund has been licensed to act as an Asset Management Company under the Non-Banking Finance Companies (Establishment and Regulation) Rules, 2003 (the NBFC Rules) through a certificate of registration issued by the The Securities and Exchange Commission of Pakistan (SECP). The registered office of the Management Company is situated at Plot No. 14, Main Boulevard, DHA Phase 6, Lahore. The Management Company is a member of the Mutual Funds Association of Pakistan (MUFAP).

1.2 The Fund has been categorised as a Shariah compliant equity scheme by the Board of Directors of the Management Company pursuant to the provisions contained in Circular 7 of 2009. The units of the Fund were initially offered for public subscription at a par value of Rs 10 per unit. Thereafter, the units are being offered for public subscription on a continuous basis from December 14, 2016 and are transferable and redeemable by surrendering them to the Fund.

1.3 The objective of ABL Islamic Dedicated Stock Fund is to provide capital appreciation to investors of 'Fund of Funds' schemes by investing in Shariah compliant equity securities.

1.4 JCR-VIS Credit Rating Company Limited has assigned Management Quality Rating of 'AM2++' (stable outlook) to the Management Company as at December 31, 2018.

1.5 The title to the assets of the Fund is held in the name of MCB Financial Services Limited as the Trustee of the Fund.

2 STATEMENT OF COMPLIANCE

These condensed interim financial statements have been prepared in accordance with the accounting and reporting standards as applicable in Pakistan for interim financial reporting. The accounting and reporting standards applicable in Pakistan for interim financial reporting comprise of:

- International Accounting Standard (IAS) 34, Interim Financial Reporting, issued by the International Accounting Standards Board (IASB) as notified under the Companies Act, 2017;
- Provisions of and directives issued under the Companies Act, 2017 along with part VIII A of the repealed Companies Ordinance, 1984; and
- the Non-Banking Finance Companies (Establishment and Regulation) Rules, 2003 (the NBFC Rules), the Non-Banking Finance Companies and Notified Entities Regulations, 2008 (the NBFC Regulations) and the requirements of the Trust Deed.

Where provisions of and directives issued under the Companies Act, 2017, part VIII A of the repealed Companies Ordinance 1984, the NBFC Rules, the NBFC Regulations and the requirements of the Trust Deed differ with the requirements of IAS 34, the provisions of and directives issued under the Companies Act, 2017, part VIII A of the repealed Companies Ordinance 1984, the NBFC Rules, the NBFC Regulations and the requirements of the Trust Deed have been followed.

The disclosures made in these condensed interim financial statements have, however, been limited based on the requirements of the International Accounting Standard 34: 'Interim Financial Reporting'. These condensed interim financial statements do not include all the information and disclosures required in a full set of financial statements and should be read in conjunction with the annual published audited financial statements of the Fund for the year ended June 30, 2018.

3 SIGNIFICANT ACCOUNTING AND RISK MANAGEMENT POLICIES, ESTIMATES, JUDGMENTS AND CHANGES THEREIN

3.1 The accounting policies adopted and the methods of computation of balances in the preparation of these condensed interim financial statements are the same as those applied in the preparation of the annual financial statements of the Fund for the year ended June 30, 2018 except for change in accounting policy as stated in note 3.2.

3.2 Effective from July 01, 2018, the fund has adopted IFRS 9: "Financial Instruments" which has replaced IAS 39: "Financial Instruments: Recognition and Measurement". The standard addresses recognition, classification, measurement and derecognition

of financial assets and financial liabilities. The standard has also introduced a new impairment model for financial assets which requires recognition of impairment charge based on 'expected credit losses' (ECL) approach rather than 'incurred credit losses' approach, as previously given under IAS 39. The ECL has impact on all the assets of the Fund which are exposed to credit risk. However, majority of the assets of the Fund that are exposed to credit risk pertain to counter parties which have high credit rating. Therefore, the management believes that the impact of ECL would be very minimal and hence, the same has not been accounted for in these condensed interim financial statements.

All equity investments are required to be measured in the "Statement of Assets and Liabilities" at fair value, with gains and losses recognized in the "Income Statement", except where an irrevocable election has been made at the time of initial recognition to measure the investment at FVOCI. The Fund is primarily focused on fair value information and uses that information to assess the assets' performance and to make decisions.

IFRS 9 requires securities managed as a portfolio or group of assets and whose performance is measured on a fair value basis to be recognized as FVPL. The management considers its investment in equity securities being managed as a group of assets and hence has classified them as FVPL. Accordingly, the Fund's investment portfolio in equity securities continues to be classified as fair value through profit or loss and other financial assets which are held for collection continue to be measured at amortised cost.

The adoption of IFRS-9 did not have any impact on classification and measurement of financial assets and financial liabilities on the date of its adoption.

3.3 The preparation of the condensed interim financial statements in conformity with the accounting and reporting standards as applicable in Pakistan requires management to make estimates, assumptions and use judgements that affect the application of accounting policies and reported amounts of assets, liabilities, income and expenses. Estimates, assumptions and judgments are continually evaluated and are based on historical experience and other factors, including reasonable expectations of future events. Revisions to accounting estimates are recognised prospectively commencing from the period of revision. In preparing the condensed interim financial statements, the significant judgments made by management in applying the Fund's accounting policies and the key sources of estimation and uncertainty were the same as those that applied to the financial statements as at and for the year ended June 30, 2018. The Fund's financial risk management objectives and policies are consistent with those disclosed in the financial statements as at and for the year ended June 30, 2018.

3.4 Amendments to published accounting and reporting standards that are effective in the current period

There are certain amendments to the accounting and reporting standards that are mandatory for the Fund's annual accounting period beginning on July 1, 2018. However, these do not have any significant impact on the Fund's operations and, therefore, have not been detailed in these condensed interim financial statements other than as disclosed in note 3.2.

3.5 Standards, interpretations and amendments to published accounting and reporting standards that are not yet effective

There are certain new standards, interpretations and amendments to the accounting and reporting standards that are mandatory for the Fund's annual accounting periods beginning on or after July 1, 2019. However, these are not expected to have any significant impacts on the Fund's operations and are, therefore, not detailed in these condensed interim financial statements.

		(Un-audited) December 31, 2018	(Audited) June 30, 2018
		----- Rupees in '000 -----	
4	BANK BALANCES	Note	
	Balances with bank in:		
	Savings accounts	4.1	82,860
	Current accounts	4.2	177,718
			2,050
			84,910
			183,023

4.1 This includes balance of Rs 45.999 million (June 30, 2018: Rs 1.937 million) maintained with Allied Bank Limited (a related party) that carries profit at 10.50% per annum (June 30, 2018: 3.75%). Other profit and loss savings accounts of the Fund carries profit rates ranging from 8.20% to 10.50% per annum (June 30, 2018: 2.87% to 6.50% per annum).

4.2 This balance is maintained with Allied Bank Limited (a related party).

5 INVESTMENTS

At fair value through profit or loss
- Quoted equity securities

	(Un-audited) December 31, 2018	(Audited) June 30, 2018
Note	----- Rupees in '000 -----	
5.1	1,167,295	1,516,112

5.1 Investment in equity securities-quoted

Shares of listed companies - fully paid ordinary shares with a face value of Rs 10 each unless stated otherwise.

Name of the Investee Company	Number of Shares					Balance as at December 31, 2018			Market Value as a		Holding as a percentage of Paid-up capital
	As at July 01, 2018	Purchased during the period	Bonus / Right shares received during	Sold during the period	As at December 31, 2018	Carrying value	Market value	(Diminution) / appreciation	Net assets of the fund	Total market value of invest	
	----- Number of shares held -----					----- Rupees in '000 -----			----- percentage -----		
OIL AND GAS MARKETING COMPANIES											
Pakistan State Oil Company Limited (Note 5.1)	196,300	14,500	21,260	140,000	92,060	24,514	20,753	(3,761)	165%	178%	0.34%
Sui Northern Gas Pipelines Limited (Note 5.1)	271,000	57,500	-	75,000	253,500	25,082	9,537	(5,545)	155%	167%	0.40%
OIL AND GAS EXPLORATION COMPANIES											
Oil and Gas Development Company Limited (N	759,100	271,000	-	115,000	915,100	42,093	117,133	(24,960)	9.32%	10.03%	0.21%
Pakistan Oilfields Limited	159,150	20,000	23,180	86,250	116,080	64,032	49,313	(14,719)	3.92%	4.22%	0.49%
Pakistan Petroleum Limited (Note 5.1)	669,600	50,000	100,440	48,000	772,040	144,442	115,544	(28,898)	9.19%	9.90%	0.39%
Mari petroleum Company Limited	93,360	-	9,284	2,700	99,944	136,849	123,517	(13,332)	9.82%	10.58%	0.91%
FERTILIZERS											
Engro Corporation Limited (Note 5.1)	415,800	31,900	-	75,000	372,700	487,416	405,507	(81,909)	32.25%	34.73%	
Fauji Fertilizer Company Limited	125,000	195,000	-	24,000	296,000	117,545	108,486	(9,059)	8.63%	9.29%	0.71%
Engro Fertilizer Limited (Note 5.1)	102,000	285,500	-	401,000	986,500	30,000	27,484	(2,516)	2.19%	2.35%	0.21%
ENGINEERING											
International Steels Limited	462,000	100,000	-	182,100	379,900	222,314	204,088	(18,226)	16.24%	17.48%	
Amreli Steel Limited	422,000	-	-	422,000	-	37,811	24,986	(12,825)	199%	2.14%	0.87%
CEMENT											
Pioneer Cement Limited	340,000	-	-	287,000	53,000	-	-	-	0.00%	0.00%	0.00%
Kohat Cement Limited	134,200	-	40,260	-	174,460	37,811	24,986	(12,825)	199%	2.14%	
D.G. Khan Cement Company Limited	403,800	50,000	-	360,200	93,600	2,484	2,221	(263)	0.13%	0.19%	0.23%
Maple Leaf Cement Factory	495,500	470,000	-	452,500	513,000	16,516	14,819	(1,697)	1.13%	1.27%	0.40%
Lucky Cement Limited (Note 5.1)	130,950	34,550	-	49,450	116,050	10,615	7,502	(3,113)	0.60%	0.64%	0.21%
PAPER & BOARD											
Packages Limited	85,450	-	-	67,000	18,450	25,222	20,853	(4,369)	1.66%	1.79%	0.78%
Century Paper & Board Mills	125,000	86,500	-	-	211,500	58,266	50,443	(7,823)	4.01%	4.32%	0.36%
AUTOMOBILE ASSEMBLER											
Gandhara Industries Limited	7,700	-	7,700	7,700	7,700	13,103	95,838	(17,265)	7.63%	8.21%	
Pakistan Suzuki Motor Company Limited	8,550	-	-	-	8,550	9,035	7,137	(1,898)	0.57%	0.61%	0.21%
Millat Tractors Limited	30,000	-	-	-	30,000	13,964	11,698	(2,266)	0.93%	1.00%	2.37%
TEXTILE COMPOSITE											
Nishat Mills Limited (Note 5.1)	579,200	-	-	15,000	564,200	22,999	18,835	(4,164)	150%	161%	
Kohinoor Textile Mills Limited	100,000	-	-	100,000	-	2,721	2,116	(605)	0.17%	0.19%	0.36%
FOOD & PERSONAL CARE PRODUCTS											
Al Shaheer Corporation Ltd	-	199,000	-	-	199,000	3,363	1,489	(1,874)	0.12%	0.13%	0.10%
At-Tahir Limited	-	264,748	-	138,500	126,248	35,642	24,960	(10,682)	1.99%	2.14%	0.68%
AUTOMOBILE PARTS & ACCESSORIES											
Thal Limited *	38,250	-	-	-	38,250	41,726	28,565	(13,161)	2.28%	2.45%	
General Tyre & Rubber Company of Pakistan	35,400	-	4,830	35,400	4,830	79,507	71,388	(8,119)	5.68%	6.12%	1.60%
PHARMACEUTICALS											
The Searle Company Limited (note 5.12)	17,110	-	316	15,000	2,426	5,499	4,508	(991)	0.36%	0.39%	0.28%
POWER GENERATION & DISTRIBUTION											
The Hub Power Company Limited (Note 5.1)	623,500	183,000	-	-	806,500	85,006	75,896	(9,110)	6.04%	6.51%	
COMMERCIAL BANKS											
Meezan Bank Limited (Note 5.1)	1,086,680	50,000	108,668	102,500	1,142,848	6,160	4,762	(1,398)	0.38%	0.41%	0.14%
CHEMICAL											
I.C.I. Pakistan Limited	80,000	2,700	-	48,000	34,700	2,651	2,399	(252)	0.19%	0.20%	0.01%
Engro Polymer & Chemicals	287,690	552,690	-	55,000	785,380	8,811	7,161	(1,650)	0.57%	0.61%	
TECHNOLOGY & COMMUNICATION											
Systems Limited	152,500	31,000	-	-	183,500	18,266	16,358	(1,908)	1.30%	1.40%	0.24%
Total - December 31, 2018											
						1,318,367	1,167,295	(151,072)	92.86%	100%	
Total - June 30, 2018											
						1,657,291	1,516,112	(141,179)	89.57%	100%	

* ordinary shares face value of Rs 5 each.

5.1.1 The above investments include shares of the following companies which have been pledged with National Clearing Company of Pakistan Limited for guaranteeing settlement of the Fund's trades in accordance with Circular No. 11 dated October 23, 2007 issued by the Securities & Exchange Commission of Pakistan. The details of shares which have been pledged are as follows:

Particulars	December 31, 2018		June 30, 2018	
	Number of shares	Rupees in '000'	Number of shares	Rupees in '000'
Engro Fertilizer Limited	396,500	27,378	396,500	29,702
Nishat Mills Limited	300,000	37,959	300,000	42,276
Oil and Gas Development Company Limited	800,000	102,400	600,000	93,372
The Hub Power Company Limited	100,000	8,579	100,000	9,213
Lucky Cement Limited	50,000	21,733	-	-
Pakistan Petroleum Limited	200,000	29,932	200,000	42,968
Pakistan State Oil Company Limited	-	-	100,000	31,821
Sui Northern Gas Pipelines Limited	50,000	3,853	-	-
Engro Corporation Limited	50,000	14,554	-	-
	<u>1,946,500</u>	<u>246,389</u>	<u>1,696,500</u>	<u>249,352</u>

5.1.2 The Finance Act, 2014 introduced amendments to the Income Tax Ordinance 2001. As a result of these amendments, companies are liable to withheld bonus shares at the rate of 5 percent. In accordance with the requirement of the Ordinance these shares shall only be released if the fund deposit tax equivalent to 5% of the value of the bonus shares issued. The value of tax is computed on the basis of day-end price on the first day of book closure.

In this regard, a constitution petition has been filed by Collective Investment Schemes (CISs) through their Trustees in the High Court of Sindh, challenging the applicability of withholding tax provisions on bonus shares received by CISs, which is pending adjudication. The petition is based on the fact that because CISs are exempt from deduction of income tax under Clause 99 Part I to the Second Schedule of the Income Tax Ordinance 2001, the withholding tax provision should not be applicable on bonus shares received by CISs. A stay order has been granted by the High Court of Sindh in favour of CISs.

As at December 31, 2018, the following bonus shares of the Fund were withheld by certain companies at the time of bonus declaration. The Fund has included these shares in its portfolio, as the management believes that the decision of the constitutional petition will be in favour of the CISs.

Name of the company	December 31, 2018		June 30, 2018	
	Bonus Shares			
	Number	Market value	Number	Market value
The Searle Company Limited	1,474	362	1,474	500
Pakistan State Oil Company Limited	3,540	798	3,540	1,127
		<u>1,160</u>		<u>1,627</u>

5.2 Unrealised diminution on re-measurement of investments classified as financial asset at fair value through profit or loss - net	Note	(Un-audited)	(Audited)
		December 31, 2018	June 30, 2018
		----- Rupees in '000 -----	
Market value of investments	5.1	1,167,295	1,516,112
Less: carrying value of investments		<u>1,318,367</u>	<u>1,657,291</u>
		<u>(151,072)</u>	<u>(141,179)</u>

6 PAYABLE TO ABL ASSET MANAGEMENT COMPANY LIMITED - RELATED PARTY

Management fee payable	6.1	2,288	2,863
Punjab sales tax on remuneration of the Management Company	6.2	366	458
Accounting and operational charges payable	6.3	787	442
Selling and marketing expense payable	6.4	<u>3,148</u>	<u>3,592</u>
		<u>6,589</u>	<u>7,355</u>

6.1 The Management Company has charged remuneration at the rate of 2% (June 30, 2018: 2%) per annum based on the daily net assets of the Fund. The amount of remuneration is being paid monthly in arrears.

6.2 During the period, an amount of Rs. 2.517 million (2017: Rs 3.203 million) was charged on account of sales tax on management fee levied through Punjab Sales Tax on Services Act, 2012.

6.3 In accordance with Regulation 60 of the NBFC Regulations, the Management Company has charged expenses at the rate of 0.1% of the average net assets of the Fund being lower than actual expenses chargeable to the Fund for the period.

6.4 The SECP vide circular 40 of 2016 dated December 30, 2016 (later amended vide circular 05 of 2017 dated February 13, 2017 and circular 5 of 2018 dated June 4, 2018) has allowed the Asset Management Companies to charge selling and marketing expenses to all categories of open-end mutual funds (except for fund of funds and money market funds) initially for three years (from January 1, 2017 till December 31, 2019). The maximum cap of selling and marketing expense shall be 0.4% per annum of net assets of the fund or actual expenses whichever is lower. Accordingly, the Management Company has charged selling and marketing expenses amounting to Rs. 3.148 million at the rate of 0.4% of the net assets of the Fund being lower than actual expenses chargeable to the Fund for the period.

7	ACCRUED EXPENSES AND OTHER LIABILITIES	Note	(Un-audited)	(Audited)
			December 31, 2018	June 30, 2018
			-----Rupees in '000-----	
	Auditors' remuneration payable		200	300
	Brokerage payable		352	272
	Provision for Sindh Workers' Welfare Fund	7.1	1,553	1,553
	Printing charges payable		100	100
	Shariah advisory fee payable		45	85
	Charity payable	7.2	1,775	6,077
	Other payable		31	29
			<u>4,056</u>	<u>8,416</u>

7.1 As a consequence of the 18th amendment to the Constitution of Pakistan, in May 2015 the Sindh Workers' Welfare Fund Act, 2014 (SWWF Act) had been passed by the Government of Sindh as a result of which every industrial establishment located in the Province of Sindh, the total income of which in any accounting year is not less than Rs 0.50 million, is required to pay Sindh Workers' Welfare Fund (SWWF) in respect of that year a sum equal to two percent of such income. The matter was taken up by the MUFAP with the Sindh Revenue Board (SRB) collectively on behalf of various asset management companies and their CISs whereby it was contested that mutual funds should be excluded from the ambit of the SWWF Act as these were not industrial establishments but were pass through investment vehicles and did not employ workers. The SRB held that mutual funds were included in the definition of financial institutions as per the Financial Institution (Recovery of Finances) Ordinance, 2001 and were, hence, required to register and pay SWWF under the SWWF Act. Thereafter, MUFAP has taken up the matter with the Sindh Finance Ministry to have CISs / mutual funds excluded from the applicability of SWWF. In view of the above developments regarding the applicability of SWWF on CISs/ mutual funds, the MUFAP had recommended that as a matter of abundant caution provision in respect of SWWF should be made on a prudent basis with effect from the date of enactment of the SWWF Act (i.e. starting from May 21, 2015).

The registered office of the Management Company of the Fund had been relocated from the Province of Sindh to the Province of Punjab. Accordingly, the Fund has not recorded provision in respect of SWWF after such relocation. However, as a matter of abundant caution the provision for SWWF made for the period from November 17, 2016 till June 30, 2017 amounting to Rs 1.553 million (June 30, 2018: Rs 1.553 million) is being retained in these condensed interim financial statements of the Fund till the final decision in respect of SWWF.

Had the provision for SWWF not been recorded in these condensed interim financial statements of the Fund for the period from November 17, 2016 to June 30, 2017, the net asset value of the Fund as at December 31, 2018 would have been higher by Re 0.009 per unit (June 30, 2018: Re 0.008).

7.2 According to the instructions of the Shariah Advisor, income earned by the Fund from prohibited sources should be donated to charitable purposes.

During the period, non-shariah compliant income amounting to Rs 1.775 million was charged as an expense in the books of the Fund. This will be distributed as charity after the approval of the Shariah Advisor. The dividend income is recorded net of amount given as charity.

8 CONTINGENCIES AND COMMITMENTS

There were no contingencies and commitments outstanding as at December 31, 2018 and as at June 30, 2018.

9 TAXATION

The income of the Fund is exempt from income tax under clause 99 of Part I of the Second Schedule to the Income Tax

Ordinance, 2001 subject to the condition that not less than ninety percent of its accounting income for the year, as reduced by capital gains, whether realised or unrealised, is distributed to the unit holders as cash dividend. Furthermore, regulation 63 of the NBFC Regulations, requires the Fund to distribute 90% of the net accounting income other than capital gains to the unit holders. The Fund is also exempt from the provisions of section 113 (minimum tax) under clause 11A of Part IV of the Second Schedule to the Income Tax Ordinance, 2001. Since the Fund has incurred net loss for the period, accordingly, no provision for taxation has been made in these condensed interim financial statements.

10 EARNING / (LOSS) PER UNIT

Loss per unit has not been disclosed as in the opinion of management the determination of cumulative weighted average number of outstanding units for calculating loss per unit is not practicable.

11 TOTAL EXPENSE RATIO

The Total Expense Ratio (TER) of the Fund as at December 31, 2018 is 1.62% which includes 0.22% representing government levies on the Fund such as sales taxes, annual fee payable to the SCEP, etc. This ratio is within the maximum limit of 4% prescribed under the NBFC Regulation for a collective investment scheme categorized as an equity scheme.

12 TRANSACTIONS WITH CONNECTED PERSONS / RELATED PARTIES

12.1 Connected persons include ABL Asset Management Company being the Management Company, MCB Financial Services Limited or being the Trustee, other collective investment schemes managed by the Management Company, any entity in which the Management Company, its CISs or their connected persons have material interest, any person or company beneficially owning directly or indirectly ten percent or more of the capital of the Management Company or the net assets of the Fund, directors and their close family members and key management personnel of the Management Company.

12.2 Transactions with connected persons are executed on an arm's length basis and essentially comprise sale and redemption of units, fee on account of managing the affairs of the Fund, other charges and distribution payments to connected persons. The transactions with connected persons are in the normal course of business, at contracted rates and at terms determined in accordance with market rates.

12.3 Remuneration to the Management Company of the Fund is determined in accordance with the provisions of the NBFC Regulations, 2008 and the Trust Deed.

12.4 Remuneration to the Trustee of the Fund is determined in accordance with the provisions of the NBFC Regulations, 2008 and the Trust Deed.

12.5 Details of transactions with connected persons / related parties during the period are as follows:

	Half year ended December 31, 2018 (Un-audited)	Half year ended December 31, 2017 (Un-audited)
	-----Rupees in '000-----	
ABL Asset Management Company Limited - Management Company		
Remuneration for the period	15,732	20,895
Punjab sales tax on remuneration	2,517	3,203
Accounting and operational charges	787	1,045
Selling and marketing expense	3,148	4,184
Preliminary expenses and floatation costs paid	-	1,080
MCB Financial Services Limited - Trustee		
Remuneration	637	805
Sindh sales tax on remuneration	83	105
Allied Bank Limited		
Profit on savings account	262	37
ABL Islamic Financial Planning Fund - Active Allocation Plan		
Issue of Nil (2017: 13,094,093) units	-	116,934
Redemption of 11,723,792 (2017: 37,763,386) units	95,566	344,998

	Half year ended December 31, 2018 (Un-audited)	Half year ended December 31, 2017 (Un-audited)
	-----Rupees in '000-----	
ABL Islamic Financial Planning Fund - Conservative Allocation Plan		
Issue of Nil (2017: 686,899) units	-	6,164
Redemption of 1,207,606 (2017: 2,971,270) units	9,942	26,186
ABL Islamic Financial Planning Fund - Aggressive Allocation Plan		
Issue of Nil (2017: 8,788,480) units	-	77,469
Redemption of 5,483,167 (2017: 7,400,142) units	46,965	63,772
ABL Islamic Financial Planning Fund - Strategic Allocation Plan		
Issue of Nil (2017: 2,974,778) units	-	26,836
Redemption of 9,843,169 (2017: 14,434,887) units	84,890	143,831
ABL Islamic Financial Planning Fund - Strategic Allocation Plan - II		
Issue of Nil (2017: 4,142,480) units	-	36,973
Redemption of 4,997,014 (2017: 17,615,937) units	42,338	166,895
ABL Islamic Financial Planning Fund - Strategic Allocation Plan - III		
Issue of 3,241,597 (2017: 4,841,173) units	28,000	42,298
Redemption of 3,132,834 (2017: 10,510,316) units	25,541	100,658
ABL Islamic Financial Planning Fund - Strategic Allocation Plan - IV		
Issue of 3,358,585 (2017: 13,799,609) units	29,000	122,081
Redemption of 5,853,402 (2017: Nil) units	47,739	-

12.6 Detail of balances outstanding at the period / year end with connected persons are as follows:

	December 31, 2018 (Un-Audited)	June 30, 2018 (Audited)
	-----Rupees in '000-----	
ABL Asset Management Company Limited - Management Company		
Management fees payable	2,288	2,863
Punjab sales tax payable on remuneration	366	458
Accounting and operational charges payable	787	442
Selling and marketing expense payable	3,148	3,592
Allied Bank Limited		
Bank balances held	48,049	7,242
Profit receivable	255	-
MCB Financial Services Limited - Trustee		
Remuneration payable	96	114
Sindh sales tax on remuneration	12	15
ABL Islamic Financial Planning Fund - Active Allocation Plan		
Outstanding 78,279,465 (June 30, 2018: 90,003,257) units	596,020	758,799
ABL Islamic Financial Planning Fund - Conservative Allocation Plan		
Outstanding 1,214,826 (June 30, 2018: 2,422,432) units	9,250	20,423
ABL Islamic Financial Planning Fund - Aggressive Allocation Plan		
Outstanding 8,953,650 (June 30, 2018: 14,436,817) units	68,173	121,714
ABL Islamic Financial Planning Fund - Strategic Allocation Plan		
Outstanding 15,373,517 (June 30, 2018: 25,216,686) units	117,054	212,597
ABL Islamic Financial Planning Fund - Strategic Allocation Plan - II		
Outstanding 30,578,769 (June 30, 2018: 35,575,783) units	232,827	299,932
ABL Islamic Financial Planning Fund - Strategic Allocation Plan - III		
Outstanding 16,655,511 (June 30, 2018: 16,546,748) units	126,815	139,500

December 31, 2018 (Un-Audited)	June 30, 2018 (Audited)
-----Rupees in '000-----	

ABL Islamic Financial Planning Fund - Strategic Allocation Plan - IV
Outstanding 14,063,771 (June 30, 2018: 16,558,588) units

107,082	139,602
---------	---------

13 FAIR VALUE OF FINANCIAL INSTRUMENTS

Fair value is the price that would be received to sell an asset or paid to transfer a liability in an orderly transaction between market participants at the measurement date.

Underlying the definition of fair value is the presumption that the Fund is a going concern without any intention or requirement to curtail materially the scale of its operations or to undertake a transaction on adverse terms.

Financial assets which are tradable in an open market are revalued at the market prices prevailing on the statement of assets and liabilities date. The estimated fair value of all other financial assets and liabilities is considered not to be significantly different from the respective book values.

Fair value of investments is determined as follows:

- Fair value of quoted equity securities is determined on the basis of closing market prices of the Pakistan Stock Exchange.
- Fair value of all other financial assets and financial liabilities of the Fund approximate their carrying amounts due to short term maturities of these instruments.

13.1 Fair value hierarchy

International Financial Reporting Standard 13, 'Fair Value Measurement' requires the Fund to classify assets using a fair value hierarchy that reflects the significance of the inputs used in making the measurements. The fair value hierarchy has the following levels:

Level 1: Fair value measurements using quoted price (unadjusted) in an active market for identical assets or liabilities;

Level 2: Fair value measurements using inputs other than quoted prices included within level 1 that are observable for the asset or liability, either directly (i.e. as prices) or indirectly (i.e. derived from prices); and

Level 3: Fair value measurement using inputs for the asset or liability that are not based on observable market data (i.e. unobservable inputs).

As at December 31, 2018 and June 30, 2018, the Fund held the following financial instruments measured at fair value:

------(Un-audited)-----			
-----As at December 31, 2018-----			
Level 1	Level 2	Level 3	Total
-----Rupees in '000-----			

Financial assets 'at fair value through profit or loss'

- Quoted equity securities

1,167,295	-	-	1,167,295
-----------	---	---	-----------

------(Audited)-----			
-----As at June 30, 2018-----			
Level 1	Level 2	Level 3	Total
-----Rupees in '000-----			

Financial assets 'at fair value through profit or loss'

- Quoted equity securities

1,516,112	-	-	1,516,112
-----------	---	---	-----------

14 GENERAL

14.1 Figures have been rounded off to the nearest thousand rupees.


14.2 Corresponding figures have been rearranged and reclassified, wherever necessary, for better presentation and disclosure. There have been no significant reclassifications during the period.

15 DATE FOR AUTHORISATION FOR ISSUE

These condensed interim financial statements were authorised for issue on February 6, 2019 by the Board of Directors of the Management Company.

For ABL Asset Management Company Limited
(Management Company)


SAQIB MATIN
CHIEF FINANCIAL OFFICER


ALEE KHALID GHAZNAVI
CHIEF EXECUTIVE OFFICER


MUHAMMAD KAMRAN SHEHZAD
DIRECTOR

انتظامی معیار کی درجہ بندی :

31 دسمبر 2018 کو JCR-VIS کریڈٹ ریٹنگ کمپنی لمیٹیڈ نے اے بی ایل ایسٹ مینجمنٹ کمپنی لمیٹیڈ کی انتظامی معیار کی درجہ بندی کو AM two (AM2++ سے AM2+ قرار دیا۔ متعین کردہ حد بندی کے لحاظ سے مستحکم ہے۔

جانزہ :-

پاکستان میں بازار حصص (ایکویٹی مارکیٹ) کی IHCY19 میں ایک محدود بحالی کا امکان ہے۔ کیونکہ شرح سود ابھی بلندی کی سطح پر ہے اور مالی اقدامات ابھی تک ظاہر نہیں کئے گئے۔ بہر حال متوقع مہنگائی افراط زر آگے جا کر اسٹیٹ بینک کیلئے اپنی مالی ضابطگیوں میں نرمی کرنے کا باعث ہوگی۔ ہمارے نقطہ نظر میں 2HFY19 میں اقتصادی محرکات متوقعہ طور پر گذشتہ دو سال کے منفی اثرات کا ازالہ کرتے بحال ہونگے جو کہ شرح سود کے بلند ہونے مختلف عالمی کٹوتیوں/پابندیوں کے اعلانات IMF کے پروگرام میں شمولیت اور FATF کے مثبت نتائج کی وجہ سے تھے۔ IMF کے پروگرام میں شمولیت بیرونی اور اندرونی مالی استحکام کا سبب ہوگی اور سرمایہ کاروں کے اعتماد میں اضافہ ہوگا۔ ہم اقتصادی ترقی میں کمی اور اچھا منافع پیش کرنے کی وجہ سے قیمتی حصص کے متلاشی ہونگے۔ کیونکہ ہم E&P ٹیکس، کھاد، ٹیکنالوجی، طاقت اور کیمیکل میں زیادہ مضبوط ہیں (جو پاکستانی روپے کی بے قدری کی وجہ سے موجود ہیں) جبکہ ہم سینٹ Auto, Engineering, Electronics مصنوعات اور FMCGs میں کمزور ہیں۔

توثیق :

ہم اپنے گرانقدر سرمایہ کاروں کا شکریہ ادا کرتے ہیں جنہوں نے ہم پر اپنا اعتماد کیا۔ منتظمین بھی سیکورٹیز اینڈ ایکسچینج کمیشن آف پاکستان کا، ٹرسٹی (MCB) فنانشل سروسز لمیٹیڈ) کا اور پاکستان اسٹاک ایکسچینج کی انتظامیہ کا ان کی مسلسل رہنمائی اور معاونت پر مشکور ہیں۔ منتظمین انتظامی اراکین کی جانب سے کی گئی کاوشوں کو بھی سراہتے ہیں۔

برائے اور منجانب منتظمین :

علی خالد غزنوی
سربراہ

منتظم
06 فروری 2019

بنیادی طور پر یہ کمی مارکیٹ کی خراب کارکردگی سے اخذ کی جاسکتی ہے۔ H1FY19 میں 11.5% سے 100KSE انڈیکس منفی ہوا اور اس کی وجہ مارکیٹ کی غیر یقینی صورتحال ہے جس سے سرمایہ کاروں میں منفی جذبات پروان چڑھے۔ فلپ کی طرف (جارحانہ آمدنی اور کرنسی مارکیٹ کے فنڈز پر مشتمل) مقرر شدہ آمدنی والے زمرے میں 1HFY19 میں 200 ارب روپے تک بند ہونے کیلئے 4.8% اضافہ ہوا جبکہ جون 2018 میں 191 ارب تک بند ہوئے۔ اسی طرح اسلامی آمدنی کے زمرے میں AUM میں 8.3% کا اضافہ ہوا جبکہ اسکی حد 47 ارب روپے تک تھی۔

اسٹاک مارکیٹ کا جائزہ:

پاکستان کی اسٹاک مارکیٹ نے 1HFY19 میں شاندار کارکردگی کا مظاہر کیا جبکہ معیار 100-KSE انڈیکس 4844.3 پوائنٹس تک گھٹ گیا (CY18 (-11.5%) کیلئے دنیا میں بدترین کارکردگی کا مظاہرہ کرنے والی مارکیٹ ہوگئی۔ جائزے کی مدت کے دوران منافع بخش کارکردگی نمایاں طور پر سیاسی اور اقتصادی غیر یقینی صورتحال کی طرف منسوب کی گئی کیونکہ الیکشن کے بعد نئی حکومت نے چارج سنبھالنے کے بعد پالیسیوں کی وضاحت میں تاخیر کی۔ اسکے علاوہ غیر ملکی سرمایہ کاروں کے ذریعے مسلسل فروخت (USD404) کو میکرو زخراب کرنے کیلئے منسوب کیا جاسکتا ہے۔ (بیرونی اکاؤنٹ پر دباؤ گھٹنے ہوئے ذخائر اور PKR/USD کی گراؤت) اسکے علاوہ عالمی طلب میں متوقع کمی کیونکہ دو اقتصادی قوتیں امریکہ اور چین تجارتی جنگ میں مصروف ہیں۔ مزید یہ کہ ایران پابندیوں میں توسیع تاہم میں آخری کیل ٹھونکنے کے مترادف ثابت ہوئی۔ سرمایہ کاروں نے ایسی غیر یقینی اور پرخطر ماحول میں اپنے اثاثوں کو محفوظ جگہوں پر منتقل کرنا ضروری سمجھا۔ اس سے نہ صرف پاکستان بلکہ دنیا بھر میں ایکویٹی مارکیٹ میں فروخت میں تیزی رہی۔

غیر ملکی محاذ پر اس مدت کے دوران زیادہ تر فروخت تجارتی بینکوں میں (USD 166) ملین، ری سرچ اور پروڈکشن (US 98) ملین اور سینٹ میں (USD 69) ملین رہی اسکے برعکس غیر ملکی رجحان اولچپی کھادیکلٹر میں رہی جس نے USD 18 ملین کی فروخت ظاہر کی۔ مقامی محاذ پر انشورنس کمپنیوں اور افراد نے مارکیٹ میں 1.76 ملین ڈالر اور 156 ملین ڈالر کی خالص خرید کے ساتھ معاونت کی۔ جبکہ منسلک فنڈز اور بروکرز 1HFY19 میں بالترتیب 28 ڈالر اور 14 ڈالر کے فروخت کنندہ رہے۔ سیکٹرز کے طور پر تجارتی بینکس اور E&P میں نہایت کمی ہوئی اور انڈیکس کے 1288/1107 پوائنٹس میں کمی کا اضافہ کیا۔

ایک تو بینشن کی قیمت اعلیٰ قیمتوں کی لاگت اور بین القوامی فراہمی کی وجہ سے تجارتی بینکوں کی سست کارکردگی کا سامنا کرنا پڑا جبکہ تیل کی قیمتوں میں زیادہ کمی نے E&P میں منافع کو کم کر دیا۔ فلپ کی جانب سے پیٹرولیم کیل میں اضافہ ہوا اسکے علاوہ مارکیٹ میں مجموعی طور پر انڈیکس میں 39.46 پوائنٹس کا اضافہ ہوا۔ مارکیٹ کے سرمایہ میں بہتری آئی جہاں اوسطاً کاروباری حجم میں 33% YoY اضافہ 104 ملین شیئرز تک گیا 1HFY19 میں 78 ملین شیئرز سے 1 HFY18 لیکن اوسطاً روزانہ کا تجارتی حجم گزشتہ سال کی اسی مدت کے دوران 79 ملین امریکی ڈالرز سے 58 ملین ڈالرز 24% YoY تک نیچے چلا گیا۔

فنڈ کی کارکردگی :-

اے بی ایل اسلامک ڈیڈیکٹڈ اسٹاک فنڈ کے ماتحت اثاثہ جات (AUM) 34.62% کی کمی کے ساتھ 31 دسمبر 2018 تک 1257.21 ملین روپے تک رہ گئے جبکہ 30 جون 2018 میں یہ 1692.57 ملین روپے تک تھے۔ فنڈ نے 13.91% منفی ریٹرن کے برعکس 9.69% کا منفی ریٹرن ظاہر کیا اگر اسکی شروعات سے جائزہ لیا جائے تو ABL-IDSF نے 1.87% کی بہتر کارکردگی کے ساتھ 24.21% منفی ریٹرن کے برعکس 22.34% کا منفی ریٹرن دیا ہے

محاسب کار :-

میر زفر گون اینڈ کمپنی کو اے بی ایل اسلامک ڈیڈیکٹڈ اسٹاک فنڈ (ABL-IDSF) کا برائے مالی سال 30 جون 2019 تک محاسب کا مقرر کیا گیا۔

آگاہی منجانب منظمین کمپنی

اے بی ایل اسلامک ڈیڈیکٹڈ اسٹاک فنڈ (ABL-IDSF) کی انتظامی کمپنی ABL ایسٹ منیجمنٹ کمپنی لمیٹڈ کے بورڈ آف ڈائریکٹرز نے بی ایل اسلامک ڈیڈیکٹڈ اسٹاک فنڈ کے جامع مالیاتی (غیر محاسبی) حسابات برائے ششماہی 31 دسمبر 2018 پیش کرتے ہوئے خوشی محسوس کرتے ہیں۔

جائزہ برائے اقتصادی کارکردگی

1HFY19 میں پاکستان کے اقتصادی اور سیاسی افریقہ پر وفاق میں حکومت کی تبدیلی اور اسی طرح ملک کے سب سے بڑے صوبے میں حکومت کی تبدیلی سے ایک نئے دور کا آغاز ہوا۔ 25 جولائی 2018 کے عام انتخابات کے بعد اقتدار اور جمہوری عمل کے تسلسل کی کامیاب منتقلی نے سیاسی شور کو کم کر دیا ہے لیکن معاشی محاذ پر چیلنج ابھی موجود ہیں۔

اگرچہ نئی حکومت نے ادائیگی کے توازن پر قابو پانے کیلئے کئی اقدامات کئے ہیں لیکن ان اقدامات کے نتائج کے اثرات تعداد کے لحاظ سے آنا باقی ہیں۔ بیرونی محاذ پر چیلنجوں کی وجہ سے پاکستان کے اقتصادی حالات نے اس عرصے میں اہم تبدیلیوں کا مشاہدہ کیا۔ پچھلے سال کی ششماہی کے مقابلے میں CPI (کنزرویٹو پرائز انڈیکس) جو کہ 3.75% تھا اس میں 6.05% اضافہ ہوا۔

2HFY19 کے دوران CPI میں مزید اضافے کی توقع ہے۔ کیونکہ کرنسی میں رو بدول کا زیادہ اثر ہوا اور پاکستانی روپے میں 14% کمی کی گئی۔ اسٹیٹ بینک آف پاکستان نے اس طرح کا مؤقف اپنایا ہے۔ جس سے پالیسی ریٹ میں 350 بزنس پوائنٹ سے 10% تک اضافہ ہوا ہے۔

حیرت انگیز طور پر ملک کی بیرونی حیثیت مندرجہ بالا اقدامات اٹھانے کے باوجود نازک ہے۔ کیونکہ موجودہ اکاؤنٹ کا خسارہ (CAD) مالی سال 1HFY18 کے دوران 4.4% YoY تک 7.9 امریکی ارب ڈالر تک کم ہوا جبکہ 1HFY18 میں یہ خسارہ 8.4 امریکی ڈالر تھا۔ اشد ضروری بیرون ملک کارکنوں کی ترسیلات زر 10% YoY امریکی ڈالرتھیں جن سے بھی مدد حاصل ہوئی تھی۔ سعودی عرب سے 2 ارب ڈالر موصول ہونے کے باوجود زرمبادلہ کے ذخائر پر جو صرف 2.9 ماہ کی درآمدات کو پورا کرنے کیلئے تھے دباؤ برقرار رہا۔ امید ہے کہ موجودہ مالی خسارہ (CAD) جنوری سے ملنے والے 3 ارب ڈالر کے ادھارتیل کی وجہ سے مزید کم ہو جائیگا۔ مزید یہ کہ بین الاقوامی طور پر ایشیاء کی کمزور قیمتیں خاص طور پر تیل کی قیمت ادائیگی کے توازن میں دباؤ میں کمی کر دیگی۔

مالیاتی مجوزہ پرائیوٹ بی آر نے 1763 ارب روپے کے محصولات وصول کئے ہیں جبکہ ہدف 1960 ارب روپے کا تھا جس میں 175 ارب روپے سے زیادہ کمی کی ہے۔ مالیاتی خسارے کو کم کرنے کیلئے حکومت کے ایک منی بجٹ جس کا اعلان جونوری 2019 میں متوقع ہے میں 200 ارب میں محصولات بھی لگائے گئے۔ اور یہ کہ مالی امداد کے لیے IMF سے بھی معاملات طے ہونے کی توقع اسی ماہ میں ہے۔ آگے تیل کی بین الاقوامی (عالمی) گرتی ہوئی قیمتیں، محدود درآمدات، ترسیلات زر اور برآمدات میں اضافہ معیشت کو لاحق خطرات کا مقابلہ کرینگے حکومت درآمدات / محصولات اور ڈیویڈنڈ میں اضافہ کر کے اور پاکستانی برآمدی صنعت کو چھوٹ دے کر برآمدات میں اضافے کے لئے کوشاں ہے۔ یہ بھی امید ہے کہ پاکستان IMF کے پروگرام میں 19-2018 کے مالی سال کی دوسری ششماہی میں شامل ہو جائیگا جس سے زرمبادلہ کم ہوتے ہوئے ذخائر میں مدد ملے گی اور دیگر قرض فراہم کرنے والوں کے اعتماد میں اضافہ ہوگا۔

مشترکہ فنڈ کی صنعت کا جائزہ:








مشترکہ فنڈ کی صنعت کے زیر انتظام (AUM) میں 1HFY19 کے دوران 3.1% کمی آئی ہے (648 ارب روپے سے 628 ارب روپے تک) جس کی وجہ غیر یقینی اقتصادی صورتحال اور سال کا اختتام تھے۔ تاہم انڈسٹری نے گذشتہ سال اسی مدت کے دوران دسمبر 2018 میں 1.1% اضافہ کا مشاہدہ کیا۔ ایکویٹی فنڈز اسلامی اور غیر اسلامی ایکویٹی نے AUM میں 18.3% اور 12.2% تک خاطر خواہ کمی کا مشاہدہ کیا اور مدت کے اختتام پر بالترتیب 121 ارب روپے اور 85 ارب روپے پر تھے۔



**Be aware, Be alert,
Be safe**

Learn about investing at
www.jamapunji.pk

Key features:

-  Licensed Entities Verification
-  Scam meter*
-  Jamapunji games*
-  Tax credit calculator*
-  Company Verification
-  Insurance & Investment Checklist
-  FAQs Answered

-  Stock trading simulator
(based on live feed from KSE)
-  Knowledge center
-  Risk profiler*
-  Financial calculator
-  Subscription to Alerts (event
notifications, corporate and
regulatory actions)
-  Jamaapunji application for
mobile device
-  Online Quizzes



Jama Punji is an Investor
Education Initiative of
Securities and Exchange
Commission of Pakistan

 jamapunji.pk

 [@jamapunji_pk](https://twitter.com/jamapunji_pk)

*Mobile apps are also available for download for android and ios devices



ABL Asset Management

Discover the potential

For Information on ABL AMC's Funds, please visit



www.ablamc.com

or



0800-22526

or visit any Allied Bank Branch