



**ABLIIF**

---

ABL Islamic Income Fund

**ANNUAL**  
Report **2012**

# CONTENTS

---

Vision	01
Mission and Core Values	02
Fund's Information	03
Report of the Directors of the Management Company	04
Fund Manager's Report	10
Performance Table	12
Trustee Report to the Unit Holders	13
Report of the Shariah Advisor	14
Statement of Compliance with the Shariah Principles	15
Independent Assurance Report of the Unit Holders on the Statement of Compliance with the Shariah Principles	16
Review report to the Unit Holders on the Statement of Compliance with the best practices of the Code of Corporate Governance	17
Statement of Compliance with the Code of Corporate Governance	18
Independent Auditors' Report to the Unit Holder	21
Statement of Asset and Liabilities	22
Income Statement	23
Distribution Statement	24
Statement of Movement in Unit Holders' Fund	25
Cash Flow Statement	26
Notes to and forming part of the Financial Statements	27



# VISION

“Creating investment solutions  
within everyone’s reach”



# MISSION & CORE VALUES

- To create a conducive working environment, to attract the best talent in the Asset Management Sector. ABL AMC strives to be the 'employer of choice' for young and experienced talent.
- To set the highest industry standards in terms of product ranges and innovations, in order to offer products for clients of all demographics.
- To adhere to the highest industry standard for integrity and quality across all the spheres of the company.
- To use technology and financial structuring to serve as a "cutting-edge" compared to the competition.
- To enhance Stakeholders Value.

## FUND'S INFORMATION

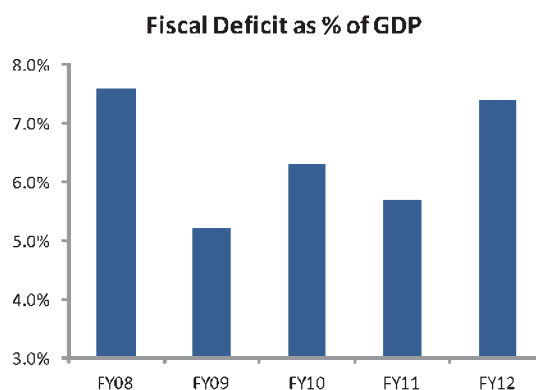
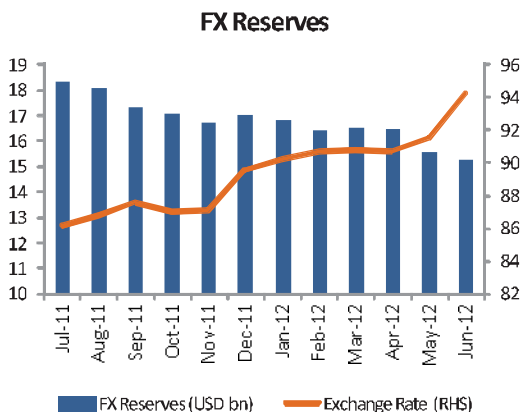
Management Company:	ABL Asset Management Company Limited 11 – B, Lalazar M. T. Khan Road, Karachi.	
Board of Directors	Sheikh Mukhtar Ahmed Mr. Khalid A. Sherwani Mr. Muhammad Waseem Mukhtar Mr. Kamran Nishat Mr. M. Shakeb Murad Mr. M. Jawaid Iqbal Mr. Zia Ijaz Mr. Farid Ahmed Khan	Chairman       CEO
Audit Committee:	Mr. Kamran Nishat Mr. Muhammad Waseem Mukhtar Mr. Zia Ijaz	Chairman Member Member
Human Resource Committee:	Mr. Jawaid Iqbal Mr. Kamran Nishat Mr. Farid Ahmed Khan	Chairman Member Member
Chief Executive Officer of The Management Company:	Mr. Farid Ahmed Khan	
Chief Financial Officer & Company Secretary:	Mr. Saqib Matin	
Chief Internal Auditor:	Mr. Mubeen Ashraf Bhimani (w.e.f. July 16, 2012)	
Trustee:	Central Depository Company of Pakistan Ltd. CDC House, 99-B, Block 'B', S.M.C.H.S., Main Shakra-e-Faisal, Karachi - 74400	
Bankers to the Fund:	Allied Bank Limited Bank Al- Falah Limited United Bank Limited	
Distributor:	Allied Bank Limited FundShop - Investment Solutions BMA Financial Services	
Auditor:	A.F. Ferguson & Co Chartered Accountants State Life Building No. 1-C I.I. Chundrigar Road, Karachi.	
Legal Advisor:	Bawany & Partners Room No. 404, 4th Floor Beaumont Plaza, 6 – C1 – 10, Beaumont Road, Civil Lines, Karachi.	
Registrar:	ABL Asset Management Company Limited. 11 – B, Lalazar, M. T. Khan Road, Karachi.	

# REPORT OF THE DIRECTORS OF THE MANAGEMENT COMPANY

The Board of Directors of ABL Asset Management Company Limited, the management company of ABL Islamic Income Fund (ABL-IIF), is pleased to present the Audited Financial Statements of ABL Islamic Income Fund for the year ended June 30, 2012.

## ECONOMIC PERFORMANCE REVIEW

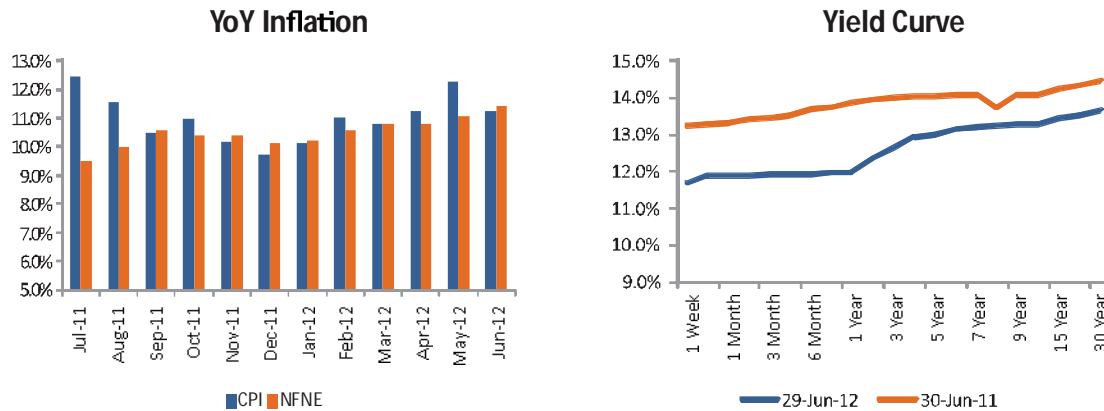
Pakistan’s economic landscape remained frail throughout FY12 as deterioration in diplomatic ties with the west, high international oil prices and acute energy shortages severely dampened economic indicators. As a result, economic growth clocked in at a mediocre 3.7% - an improvement over FY11 - but still below the target of 4.2%. Agriculture sector showed some recovery by registering a growth of 3.1% but the services sector underperformed and posted growth of just 4.0% (4.5% in FY11). With the Government deciding to pull out from the IMF program, major fiscal indiscipline was on display. Fiscal deficit was recorded at an alarming 7.4% triggered by heavy government spending, below target tax collection (PKR32bn shortfall), poor privatization proceeds and non-receipt of committed foreign aid.



On the external account front, there was further disappointment as the current account posted a deficit of US\$4.5bn in FY12 compared to a surplus of USD214mn in FY11. The high deficit was inflicted by movements in cotton (-43% YoY) and oil prices (+19% YoY), though the impact was somewhat mitigated by record remittances of USD13.2bn. Financial account witnessed a drop of 36% YoY to USD1.35bn in FY12 due to drying up of foreign aid and significant decline of 50% YoY in Foreign Direct Investment. Start of the IMF repayments exerted further downward pressure on FX reserves, which declined to USD 15.2bn compared to USD18.2bn at start of the fiscal year. The rupee consequently followed suit and depreciated by 9.9% to close the year at PKR94.52 (Source: SBP) vs. the dollar.

In an effort to spur economic growth, the central bank cut the key policy rate by 200bps to 12% in 1HFY12. However, ineffectiveness of the policy to drive growth, growing inflationary pressures and continuous fiscal indiscipline restricted the central bank’s ability to create more room during FY12. Cumulative CPI for FY12 was recorded at 11.01% against initial target of 12%. Government borrowing swelled as the burgeoning fiscal deficit took its toll. Overall the Govt. borrowed PKR1,198bn for budgetary support during FY12 of which PKR505bn was from the central bank while the rest was from commercial banks. In wake of heavy Government borrowings and structural problems in the economy (gas and electricity shortage), private sector credit offtake remained subdued at PKR235bn for FY12.

Looking ahead to FY13, recent improvement in diplomatic ties with the west (resumption of NATO supplies) as well as steep fall in international oil prices (18% drop May- June 2012) augurs well for the balance of payments situation and exchange rate stability. However, given the optimistic budgetary targets set for FY13 and with 2013 general elections just around the corner, there remains a distinct possibility that heavy government borrowings will continue. Consequently, we anticipate interest rates to remain in double digits while growing political noise ahead of elections and lack of solutions to the current energy crisis is expected to keep GDP growth subdued.



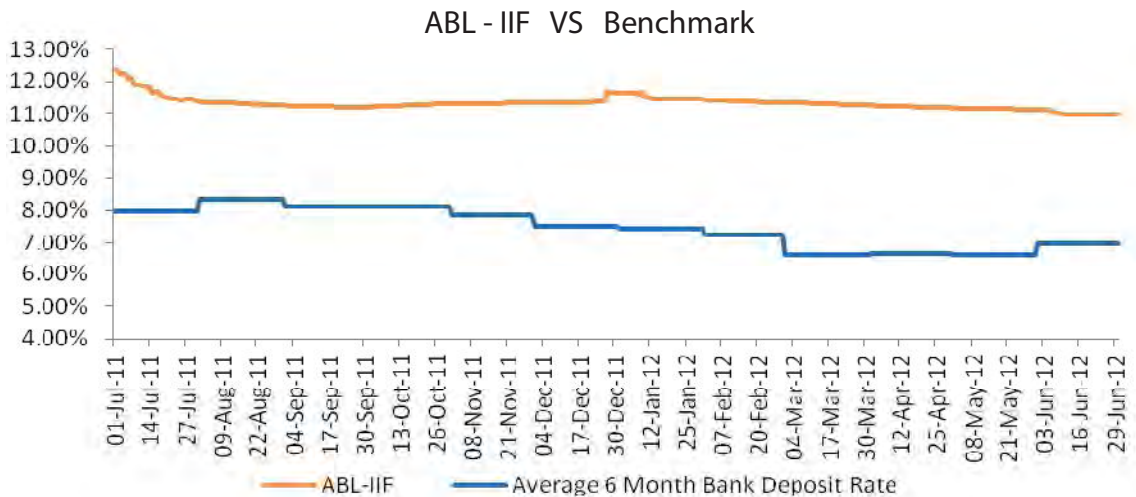
## MUTUAL FUND INDUSTRY REVIEW

Industry growth remained robust as investors flocked towards fixed income funds to get exposure to secure sovereign instruments. Frail economic conditions kept investments in high risk instruments at bay, consequently, focus shifted towards low risk short term government debt. As government borrowing through the banking channel swelled, returns on government securities increased, making these the most ideal investment class on a risk return basis. Thus government security and money market funds continued to dominate the fixed income universe. In a surprise move, interest rate was cut twice during the first half of the fiscal year by a cumulative 200 bps. However, the action was ineffective in reviving private sector credit off take. Despite challenges faced by the mutual fund industry via imposition of capital gains tax and workers welfare fund levy, the overall Assets Under Management (AUM) of the mutual fund industry increased by 51.39% to Rs.380.325 billion in June 2012 from Rs.251.217 billion in June 2011. The Islamic income fund category performed well this year due to high yields being offered on Government of Pakistan Ijara Sukuk and grew by 43.45% YoY to Rs.29.94 billion in June 2012.

## FUND PERFORMANCE

During the period under review, ABL Islamic Income Fund's AUM grew by 29.78% to close at Rs.1.060 billion. In September 2011, the fund was converted into income category in order to diversify asset allocation and consequently offer better returns. Before conversion, the fund was primarily holding bank deposits with AA and above rated banks. After its conversion into income category, the fund has a much diversified portfolio, including GoP Ijara Sukuks, which have led to substantial improvement in return performance.

For the year ended June 30, 2012, ABL-IIF yielded an annualized return of 10.98%, an outperformance of 3.52% against its benchmark rate (calculated as average of 6 months deposit rate of 3 Islamic banks). As of June 30, 2012, GoP Ijara Sukuk accounted for 73.81% of assets whereas cash allocation stood at 25.25%.



## DIVIDEND

The Board of Directors of ABL Asset Management Company Limited (ABL AMCL), on June 25, 2012 approved the final distribution of Re.0.2458 per unit (2.46% of the par value of Rs.10) for the year ended June 30, 2012. This is in addition to interim dividend distribution of Re.0.2642 per unit (2.64% of the par value of Rs.10) for the quarter ended March 31, 2012, Re.0.2665 per unit (2.67% of the par value of Rs.10) for the quarter ended December 31, 2011 and Re.0.2733 per unit (2.73% of the par value of Rs.10) for the quarter ended September 30, 2011.

In the better interest of unit holders, especially Corporate(s) and Financial Institutions (FIs), ABL AMCL on behalf of ABL-IIF distributed all dividends before quarter closing so that dividend income could be booked by the Corporate(s) and FIs during their respective quarters.

Since the above distribution is more than 90% of the income for the year ended June 30, 2012, the income of ABL-IIF will not be subject to tax under the Clause 99 of the Part I of the Second Schedule of the Income Tax Ordinance, 2001.

## CORPORATE GOVERNANCE

The Board of Directors states that:

1. Financial Statements present fairly the statement of affairs, the results of operations, cash flows and the changes in unit holder's fund;
2. Proper books of accounts have been maintained by the Fund.
3. Appropriate accounting policies have been consistently applied in the preparation of the financial statements and accounting estimates are based on reasonable and prudent judgments;
4. Relevant International Accounting Standards, as applicable in Pakistan, provision of the Non Banking Finance Companies (Establishment and Regulation) Rules, 2003, Non Banking Finance Companies and Notified Entities Regulations, 2008, requirements of the Trust Deed and directives issued by the Securities and Exchange Commission of Pakistan have been followed in the preparation of the financial statements;
5. The system of internal control is sound in design and has been effectively implemented and monitored;
6. There have been no significant doubts upon the Funds' ability to continue as going concern;



7. There has been no material departure from the best practices of corporate governance, as detailed in the listed regulations;
8. Performance table of the Fund is given on page # 12 of the Annual Report;
9. There is no any statutory payment on account of taxes, duties, levies and charges outstanding;
10. The statement as to the value of investments of Staff Provident Fund is not applicable in the case of the Fund as such expenses are borne by the Management Company;
11. There have been no trades in the units of the Fund's carried out by the Directors, CEO, CFO and the Company Secretary and their spouse excepts as disclosed below and in notes to the financial statements;

S. No.	Name	Designation	Units Issued	Units Redeemed	Bonus Units
1	Mr. M. Shakeb Murad	Director	620,505	592,417	1,451
2	Mr. Farid Ahmed Khan	CEO	39,868	-	6,938
3	Mr. Saqib Matin	CFO & Company Secretary	-	-	-

12. Meeting of the Board of Directors of the Management Company are held at least once in every quarter. During the period under review five meetings were held. Attendance of directors in these meetings are given below and in notes to the financial statements;

S. No	Name of Directors	Number of meetings held	Attended	Leave granted	Meetings not attended
1	Sheikh Mukhtar Ahmed	05	01	04	22 <sup>nd</sup> , 23 <sup>rd</sup> , 24 <sup>th</sup> and 26 <sup>th</sup>
2	Mr. Muhammad Waseem Mukhtar	05	05	-	-
3	Mr. Khalid A. Sherwani	05	05	-	-
4	Mr. Kamran Nishat	05	05	-	-
5	Mr. M. Shakeb Murad	05	01	04	22 <sup>nd</sup> , 23 <sup>rd</sup> , 24 <sup>th</sup> and 25 <sup>th</sup>
6	Mr. M. Jawaid Iqbal	05	05	-	-
7	Mr. Muhammad Yaseen*	04	03	01	25 <sup>th</sup>
8	Mr. Zia Ijaz**	01	01	-	-

\*Retired in the 4th Annual General Meeting (AGM) of ABL AMCL held on March 19, 2012

\*\*Appointed as new Directors of the ABL AMCL in the 4th Annual General Meeting (AGM) held on March 19, 2012

13. The details as required by the Code of Corporate Governance regarding the pattern of holding in ABL Islamic Income Fund, is given hereunder:

S. No.	Particulars	Units Held on June 30, 2012
1	<b>Associated Companies, undertakings and related parties</b>	
	• ABL Asset Management Company Limited	6,121,005
	• Allied Bank Limited	810,280
2	<b>Mutual Funds</b>	Nil
3	<b>Directors and their spouse(s) and minor children</b>	
	Mr. M. Shakeb Murad	29,539
4	<b>Executives</b>	743,813.35
5	<b>Public Sector Companies and corporations</b>	Nil
6	<b>Bank, DFIs, NBFCs, Insurance Companies, Takaful, Modaraba and Pension Fund</b>	4,024,978
7	<b>Shareholders holding five percent or more voting rights in the listed company</b>	Not Applicable

#### AUDITORS

M/s. A.F. Fergusons & Co. (Chartered Accountants), on the recommendation of the Audit Committee of the Board of Directors being eligible for re-appointment have been appointed as auditors for the year ending June 30, 2013 for ABL Islamic Income Fund (ABL-IIF).

#### FUND STABILITY RATING

JCR-VIS Credit Rating Company Ltd. (JCR-VIS) on January 10, 2012: has revised the Fund Stability Rating of ABL Islamic Income Fund (formerly ABL Islamic Cash Fund) from 'AA(f)' (Double A (f)) to 'A+(f)' (Single A Plus(f)).

#### MANAGEMENT QUALITY RATING

On September 16, 2011: JCR-VIS Credit Rating Company Limited has upgraded the Management Quality Rating of ABL Asset Management Limited (ABL AMC) from 'AM3+' (AM Three Plus) to 'AM Two Minus' (AM2-). Outlook on the assigned rating is 'Stable'

#### OUTLOOK & STRATEGY

Steep decline in oil prices over the fag end of FY12 and expected release of foreign aid (following the resumption of NATO supplies) has renewed optimism about Pakistan's economic outlook. However, challenges related to controlling the fiscal deficit and reigniting economic growth still remain. As a result, task of monetary authorities will be no easier and their actions will largely depend on the external environment (oil prices and foreign aid flows).

ABL-IIF will keep GoP Ijara Sukuk as its main investment tool and cautiously look for alternates such as high quality corporate sukuks till such time economic conditions become conducive for aggressive investments. This strategy would not only help in mitigating credit risk but would also benefit returns considering large government borrowing requirements. Opportunistic placements with Islamic banks will be pursued in order to improve returns and diversify investments.

**ACKNOWLEDGEMENT**

We thank our valued investors who have placed their confidence in us. The Board is also thankful to Securities & Exchange Commission of Pakistan, the Trustee (Central Depository Company of Pakistan Limited) and the management of Karachi Stock Exchange (Guarantee) Limited for their continued guidance and support. The Directors also appreciate the efforts put in by the management team.

For and on behalf of the Board



**FARID AHMED KHAN**  
Chief Executive Officer

Karachi, August 10, 2012

## FUND MANAGER'S REPORT

### OBJECTIVE

To provide investors with an opportunity to earn higher income over the medium to long-term by investing in a diversified portfolio consisting of different money market and debt instruments permissible under the Shariah principles.

### MARKET OVERVIEW

The fixed income category of mutual funds performed exceptionally well during the year, depicting 79.26% YoY growth. Investor interest in both money market and government security funds catapulted AUM growth in this category. The Income funds segment grew substantially at 120.28% over the period. Introduction of Government Security funds, which come under the ambit of income category, lured conservative investors due to their inherent advantages of low risk and high liquidity.

Economic uncertainties led by a high fiscal deficit adversely impacted the money market. Government borrowings to fund the budget deficit influenced money market yields despite continuous support by the SBP via Open Market Operations. Hence short term yields settled in closed to the policy rate due to liquidity crunch. During FY12, SBP conducted 72 OMO injections to support market liquidity where the maximum recorded amount was Rs.360bn. Nonetheless, the SBP discount window remained active as banks frequently used it to manage their day to day positions. However, meeting of targets via auctions became more strenuous towards year end as participations became thin. This development, coupled with aggravating fiscal deficit situation sucked the liquidity out of the system, resulting in yields touching new highs.

The central bank cut the policy rate by 200bps to 12% during 1HFY12; however, worsening security conditions and stressful relations with the West dragged economic recovery progress. Remittances offered some respite but were not sufficient to negate adverse movements of commodity prices impacting the current account. Adding to the woes were the IMF repayments which exerted further downward pressure on FX Reserves and consequently the rupee. Given the somber macro-economic picture, SBP refrained from any further policy rate cuts during FY12.

M2 growth for FY12 was recorded at 14.1% or Rs.946 billion, led predominantly by Rs.1.2 trillion rise in Net Domestic Assets (NDA) as Net Foreign Assets (NFA) contracted by Rs.254 billion during the year. Major contributors to the NDA included Rs.505 billion borrowing from SBP and Rs.693 billion from the commercial banks as the burden of deficit financing remained entirely on domestic sources.

### FUND PERFORMANCE

As on June 30, 2012, net assets under management of ABL-IIF were Rs.1.060 billion, an improvement of 29.78% YoY. The fund yielded an annualized return of 10.98%, an outperformance of 3.52% over its

benchmark rate. Primary investments were in GoP Ijara Sukuk which offered excellent yields and return stability. However, placements with Islamic counters were maintained in order to diversify investments and maintain adequate liquidity.

As of June 30, 2012, Government of Pakistan Ijara Sukuks accounted for 73.81% of assets and cash balance at 25.25%.

## FUTURE OUTLOOK AND STRATEGY

Steep decline in oil prices over the fag end of FY12 and expected release of foreign aid (following the resumption of NATO supplies) has renewed optimism about Pakistan's economic outlook. However, challenges relating to burgeoning fiscal deficit and anemic economic growth persist. As a result, task of monetary authorities will be no easier and their actions will largely depend on external factors like oil prices and aid flows.

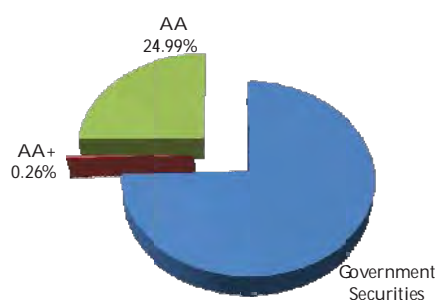
ABL-IIF will maintain high exposure to GoP Ijara Sukuk and will cautiously avoid corporate sukuks till such time that economic conditions improve. This would not only help on mitigating credit risk but would benefit returns considering high rates offered by sovereign instruments. Opportunistic placements with Islamic banks will be pursued in order to benefit returns and diversify investments.

ABL Islamic Income Fund Performance	FY-2012
Yield	10.98%
Benchmark (Average of 6 month deposit rate of 3 Islamic banks)	7.46%
Weighted average time to maturity of Net Assets	708 days

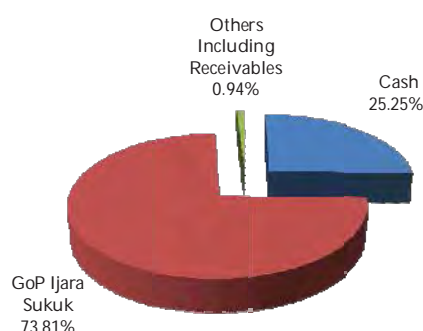
ABL Islamic Income Fund AUM & Pricing	FY-2012
Assets under management as at June 30, 2012 (PKR mn)	1,060
Closing NAV per unit as on June 30, 2012 (PKR) (Ex-dividend)	10.0245
Closing NAV per unit as on June 30, 2012 (PKR) (Cum-dividend)	11.0743

Distribution	FY-2012
1st Quarterly Dividend	0.2733
2nd Quarterly Dividend	0.2665
3rd Quarterly Dividend	0.2642
4th Quarterly Dividend	0.2458

Asset Quality as a %age of Total Assets



Asset Allocation as a %age of Total Assets



## ABL ISLAMIC INCOME FUND (FORMERLY: ABL ISLAMIC CASH FUND) PERFORMANCE TABLE

	June 2012 Rupees	June 2011 Rupees
Net Assets	1,059,763,164	816,605,567
Net Income	81,994,800	47,734,932
	(Rupees per unit)	(Rupees per unit)
Net Assets value	10.0245	10.0163
Interim distribution	0.8040	0.6311
Final distribution	0.2458	0.2546
Distribution date final	June 25, 2012	June 29, 2011
Closing offer price	10.0245	10.0163
Closing repurchase price	10.0245	10.0163
Highest offer price	10.2674	10.2607
Lowest offer price	10.0027	10.0027
Highest repurchase price per unit	10.2674	10.2607
Lowest repurchase price per unit	10.0027	10.0027
	Percentage	
Total return of the fund		
- capital growth	0.48%	1.34%
- income distribution	10.50%	8.86%
Average return of the fund		
First Year	10.98%	10.20%
Second Year /Since Inception	11.13%	-
Weighted average Portfolio duration in days	708	30

\* Interim distribution date

2012		2011	
Date	Rate	Date	Rate
September 27, 2011	Re 0.2733 Per Unit	September 29, 2010	Re 0.1418 Per Unit
December 26, 2011	Re 0.2665 Per Unit	December 30, 2010	Re 0.2326 Per Unit
March 26, 2012	Re 0.2642 Per Unit	March 30, 2011	Re 0.2567 Per Unit

### Disclaimer

Past performance is not necessarily indicative of future performance and unit prices and investment returns may go down, as well as up.

**CENTRAL DEPOSITORY COMPANY  
OF PAKISTAN LIMITED**

**Head Office**

CDC House, 99-B, Block 'B'  
S.M.C.H.S. Main Shahra-e-Faisal  
Karachi - 74400, Pakistan.  
Tel: (92-21) 111-111-500  
Fax: (92-21) 34326020 - 23  
URL: www.cdcpakistan.com  
Email: info@cdcpak.com



ISO 27001 Certified

**TRUSTEE REPORT TO THE UNIT HOLDERS**

**ABL ISLAMIC INCOME FUND  
(FORMERLY ABL ISLAMIC CASH FUND)**

**Report of the Trustee pursuant to Regulation 41(b) and clause 9 of Schedule V of  
the Non-Banking Finance Companies and Notified Entities Regulations, 2008**

We Central Depository Company of Pakistan Limited, being the Trustee of ABL Islamic Income Fund (formerly ABL Islamic Cash Fund) (the Fund) are of the opinion that ABL Asset Management Company Limited being the Management Company of the Fund has in all material respects managed the Fund during the year ended June 30, 2012 in accordance with the provisions of the following:

- (i) Limitations imposed on the investment powers of the Management Company under the constitutive documents of the Fund;
- (ii) The pricing, issuance and redemption of units are carried out in accordance with the requirements of the constitutive documents of the Fund; and
- (iii) The Non-Banking Finance Companies (Establishment and Regulations) Rules, 2003, the Non-Banking Finance Companies and Notified Entities Regulations, 2008 and the constitutive documents of the Fund.

**Muhammad Hanif Jakhura**  
Chief/Executive Officer  
Central Depository Company of Pakistan Limited

Karachi: September 26, 2012



July 27, 2012

Alhamdulillah, this year marked the completion of two years of operations of ABL Islamic Income Fund. This report is being issued in accordance with clause 3 A.2.3 of the Trust Deed of ABL Islamic Income Fund. The purpose of this report is to provide an opinion on the Shariah Compliance of the fund's investment and operational activities.

We have recently taken over the responsibilities of the Shariah Advisor of the Fund and in this regard have issued investment and operational guidelines to the Management Company of the Fund for Shariah Compliance of the Fund's activities.

It is the responsibility of the Management Company to operate the Fund and invest the amount of money in such a manner which is in compliance with the Shariah principles and Shariah guidelines. In the capacity of the Shariah Advisor, our responsibility is to provide those Shariah guidelines and review the activities of the Fund to express an opinion, based on our review to such an extent that compliance with Shariah guidelines can be objectively verified.

Our review of Fund's activities is limited to enquiries of the management company's personnel and review of various documents prepared by the management company to comply with the prescribed criteria.

Keeping in mind the above,

We hereby certify that:

We have reviewed the fund's operational and investment activities including all investments and transactions and found them to be in accordance with the Shariah principles and guidelines. On the basis of information provided by the Management Company, all operations of the Fund for the year ended June 30, 2012 comply to the Shariah Guidelines provided. Therefore it is resolved that investments in ABL Islamic Income Fund are halal and in accordance with Shariah principles.

May Allah bless us and forgive our mistakes and accept our sincere efforts in accomplishment of cherished tasks and keep us away from sinful acts.



Mufti Irshad Ahmad Aijaz  
 Shariah Advisor



Faraz Younus Bandukda  
 Chief Executive

**Fortune Islamic Services (Private) Limited**

**Corporate Office**

3<sup>rd</sup> Floor, Razi Tower, BC-13, Block No. 9, KDA Scheme No. 5, Clifton, Karachi.  
 PABX: +92(21) 35309101-09, Fax: +92(21) 35309152,54,55,56



## STATEMENT OF COMPLIANCE WITH THE SHARIAH PRINCIPLES

ABL Islamic Income Fund (formerly ABL Islamic Cash Fund) has fully complied with the Shariah principles specified in the Trust Deed and in the guidelines issued by the Shariah Advisor for its operations, investments and placements made during the year ended June 30, 2012. This has been duly confirmed by the Shariah Advisor of the Fund.

For and on behalf of the Board



**FARID AHMED KHAN**  
Chief Executive Officer

Karachi, August 10, 2012



**A. F. FERGUSON & CO.**

**INDEPENDENT ASSURANCE REPORT TO THE UNIT HOLDERS ON THE STATEMENT OF COMPLIANCE WITH THE SHARIAH PRINCIPLES**

We have performed an independent assurance engagement of **ABL Islamic Income Fund (formerly ABL Islamic Cash Fund)** (the Fund) to express an opinion on the annexed Statement of Compliance with the Shariah Principles (the 'Statement') for the year ended June 30, 2012. Our engagement was carried out as required under clause 3A.3 of the Trust Deed of the Fund.

**Management Company's responsibility**

The Management Company of the Fund is responsible for the preparation of the annexed statement (the subject matter) and for compliance with the Shariah Principles specified in the Trust Deed and in the guidelines issued by the Shariah Advisor. This responsibility includes designing, implementing and maintaining internal control to ensure that the operations of the Fund and its investments and placements have been made in compliance with the Shariah Principles.

**Responsibility of independent assurance providers**


Our responsibility is to express a conclusion on the Statement based on our independent assurance engagement, performed in accordance with the International Standards on Assurance Engagement (ISAE 3000) 'Assurance Engagements other than Audits or Reviews of Historical Financial Information'. This Standard requires that we comply with ethical requirements and plan and perform the engagement to obtain reasonable assurance whether the annexed statement reflects the status of the Fund's compliance with the Shariah Principles specified in the Trust Deed and in the guidelines issued by the Shariah Advisor (Criteria).

The procedures selected depend on our judgement, including the assessment of the risks of material non-compliances with the Shariah Principles. In making those risk assessments, we have considered internal controls relevant to the Fund's compliance with the principles in order to design procedures that are appropriate in the circumstances, for gathering sufficient appropriate evidence to determine that the Fund was not materially non-compliant with the principles. Our engagement was not for the purpose of expressing an opinion on the effectiveness of the Fund's internal control. Amongst others, our scope included procedures to:

- Check compliance of specific guidelines relating to charity, maintaining bank accounts and for making investments of the Fund.
- Check that the Shariah Advisor has certified that the operations of the Fund, its investments and placements made during the year ended June 30, 2012 are in compliance with the Shariah Principles and where required purification of income from non-compliant sources has been made in consultation with the Shariah Advisor.

**Conclusion**

In our opinion, the annexed statement, in all material respects, presents fairly the status of the Fund's compliance with the Shariah Principles specified in the Trust Deed and in the guidelines issued by the Shariah Advisor for the year ended June 30, 2012.

  
Chartered Accountants  
Karachi  
Dated: August 10, 2012

A. F. FERGUSON & CO., Chartered Accountants, a member firm of the PwC network  
State Life Building No. 1-C, I.I, Chundrigar Road, P.O. Box 4716, Karachi-74000, Pakistan  
Tel: +92 (21) 32426682-6/32426711-5; Fax: +92 (21) 32415007/32427938; <www.pwc.com/pk>

Lahore: 23-C, Aziz Avenue, Canal Bank, Gulberg V, P.O. Box 39, Shahrah-e-Quaid-e-Azam, Lahore-54660; Tel: +92 (42) 35715864-71; Fax: +92 (42) 35715872  
Islamabad: PIA Building, 3rd Floor, 49 Blue Area, Faisal-ul-Haq Road, P.O. Box 3921, Islamabad-44000; Tel: +92 (51) 2273457-60; Fax: +92 (51) 22779214  
Kabul: House No. 1916, Street No. 1, Behind Cinema Bariqot, Nahar-e-Darsan, Karte-4, Kabul, Afghanistan; Tel: +93 (799) 315320, +93 (799) 315320



**A. F. FERGUSON & CO.**

**REVIEW REPORT TO THE UNIT HOLDERS ON THE STATEMENT OF COMPLIANCE WITH THE BEST PRACTICES OF THE CODE OF CORPORATE GOVERNANCE**

We have reviewed the Statement of Compliance with the best practices contained in the Code of Corporate Governance prepared by the Board of Directors of ABL Asset Management Company Limited (the Management Company) for and on behalf of **ABL Islamic Income Fund (formerly ABL Islamic Cash Fund)** to comply with the requirements of Chapter XI of the Listing Regulations of the Karachi Stock Exchange where the Fund is listed.

The responsibility for compliance with the Code of Corporate Governance is that of the Board of Directors of the Management Company of the Fund. Our responsibility is to review, to the extent where such compliance can be objectively verified, whether the Statement of Compliance reflects the status of the Fund's compliance with the provisions of the Code of Corporate Governance and report if it does not. A review is limited primarily to inquiries of the Management Company's personnel and review of various documents prepared by the Management Company to comply with the Code.

As part of our audit of the financial statements, we are required to obtain an understanding of the accounting and internal control systems sufficient to plan the audit and develop an effective audit approach. We have not carried out any special review of the internal control system to enable us to express an opinion as to whether the Board's statement on internal control covers all controls and the effectiveness of such internal controls.

Sub-regulation (x) of Listing Regulation No. 35 requires the Management Company to place before the Board of Directors for their consideration and approval, related party transactions distinguishing between transactions carried out on terms equivalent to those that prevail in arm's length transactions and transactions which are not executed at arm's length prices recording proper justification for using such alternate pricing mechanism. Further, all such transactions are also required to be separately placed before the audit committee. We are only required and have ensured compliance of the above requirements to the extent of approval of related party transactions by the Board of Directors and placement of such transactions before the Audit Committee. We have not carried out any procedures to determine whether the related party transactions were undertaken at arm's length prices or not.

Based on our review, nothing has come to our attention, which causes us to believe that the Statement of Compliance does not appropriately reflect the Management Company's compliance for and on behalf of the Fund, in all material respects, with the best practices contained in the Code of Corporate Governance as applicable to the Fund for the year ended June 30, 2012.

Chartered Accountants

Karachi

Dated: August 10, 2012

*A. F. FERGUSON & CO., Chartered Accountants, a member firm of the PwC network  
State Life Building No. 1-C, I.I. Chundrigar Road, P.O. Box 4716, Karachi-74000, Pakistan  
Tel: +92 (21) 32426682-6/32426711-5; Fax: +92 (21) 32415007/32427938; <www.pwc.com/pk>*

*Lahore: 23-C, Aziz Avenue, Canal Bank, Gulberg V, P.O.Box 39, Shuhrah-e-Quaid-e-Azam, Lahore-54660; Tel: +92 (42) 35715864-71; Fax: +92 (42) 35715872  
Islamabad: PIA Building, 3rd Floor, 49 Blue Area, Fazl-ul-Haq Road, P.O.Box 3021, Islamabad-44000; Tel: +92 (51) 2273457-60; Fax: +92 (51) 2277924  
Kabul: House No. 1916, Street No. 1, Behind Cinema Bariqot, Nahar-e-Darsan, Karte-4, Kabul, Afghanistan; Tel: +93 (779) 315320, +93 (799) 315320*

## STATEMENT OF COMPLIANCE BY ABL ISLAMIC INCOME FUND WITH THE CODE OF CORPORATE GOVERNANCE

FOR THE YEAR ENDED JUNE 30, 2012

This statement is being presented to comply with the Code of Corporate Governance ("the Code") contained in Regulation No.35 of the Listing Regulations of the Karachi Stock Exchange (Guarantee) Limited for the purpose of establishing a framework of good governance, whereby a listed company is managed in compliance with the best practices of Corporate Governance. The board of directors ("the Board") of ABL Asset Management Company Limited ("the Management Company"), an un-listed public company, manages the affairs of ABL Islamic Income Fund ("the Fund"). The Fund being a unit trust open ended scheme does not have its own board of directors. The Management Company has applied the principles contained in the Code to the Fund, whose units are listed as a security on the Exchange, in the following manner:

1. The Management Company encourages representation of independent non-executive directors. At present, the Board includes seven non-executive directors of whom two are independent directors.
2. The directors have confirmed that none of them is serving as a director in more than seven listed companies, including this company.
3. All the resident directors of the company are registered as taxpayers and none of them has defaulted in payment of any loan to a banking company, a DFI or an NBFIs or, being a member of a stock exchange, has been declared as a defaulter by that stock exchange.
4. During the year under review no casual vacancies occurred on the Board, however, the new Board was elected on March 19, 2012 in the 04th Annual General Meeting of the Company after completion of term of the previous Board.
5. The management company has prepared a "Code of Conduct" and has ensured that appropriate steps have been taken to disseminate it throughout the company along with its supporting policies and procedures.
6. The Board has developed a vision/mission statement, an overall corporate strategy and significant policies for the Fund. A complete record of particulars of significant policies along with the dates on which these were approved or amended has been maintained.
7. All the powers of the Board have been duly exercised and decisions on material transactions, including appointment and determination of remuneration and terms and conditions of employment of the CEO and non-executive (independent) directors have been taken by the Board. There is no executive director of the Management Company other than the CEO who was appointed during the year ended June 30, 2012.
8. The meetings of the Board were presided over by the Chairman and, in his absence, by a director elected by the Board for this purpose and the Board met at least once in every quarter.

Written notices of the Board meetings, along with agenda and working papers, were circulated at least seven days before such meetings. The minutes of the meetings were appropriately recorded and circulated.

9. One director has attended training programs up to the year ended June 30, 2011. However, the Management Company is arranging training programs for its directors in future also.
10. The Board has approved the appointment of Chief Financial Officer (CFO), Company Secretary and Head of Internal Audit, including their remuneration and terms and conditions of employment.
11. The Directors' Report of the Fund for the year ended June 30, 2012 has been prepared in compliance with the requirements of the Code and fully describes the salient matters required to be disclosed.
12. The financial statements of the Fund were duly endorsed by the CEO and CFO of the Management Company before approval of the Board.
13. The directors, CEO and executives do not hold any interest in the units of the Fund other than those disclosed in the Directors Report.
14. The Management Company has complied with all the applicable corporate and financial reporting requirements of the Code.
15. The Board has formed an Audit Committee. It comprises of three members, all of whom are non-executive directors of the Management Company, including the Chairman of the Committee who is an independent director.
16. The meetings of the Audit Committee were held once in every quarter and prior to the approval of interim and final results of the Fund as required by the Code. The terms of reference of the Audit Committee have been approved in the meeting of the Board and the Committee has been advised to ensure compliance with those terms of reference.
17. The board has formed an HR and Remuneration Committee. It comprises three members, of whom two are non-executive directors including the chairman of the Committee.
18. There exists an effective internal audit function within the Management Company.
19. The statutory auditors of the Fund have confirmed that they have been give a satisfactory rating under the quality control review program of the Institute of Chartered Accountants of Pakistan (ICAP), that they or any of the partner of the firm, their spouse and minor children do not hold units of the Fund and that the firm and all its partners are in compliance with the International Federation of Accountants (IFAC) guidelines on code of ethics as adopted by ICAP.
20. The statutory auditors or the persons associated with them have not been appointed to provide other services except in accordance with the listing regulations and the auditors have confirmed that they have observed IFAC guidelines in this regard.

21. The 'closed period', prior to the announcement of interim/final results, and business decisions, which may materially affect the market price of Fund's units, was determined and intimated to directors, employees and stock exchange(s).
22. Material/price sensitive information has been disseminated among all market participants at once through stock exchange(s).
23. We confirm that all other material principles contained in the Code have been complied with.

For and on behalf of the Board



**FARID AHMED KHAN**  
Chief Executive Officer

**Karachi, August 10, 2012**



**A. F. FERGUSON & CO.**

**INDEPENDENT AUDITORS' REPORT TO THE UNIT HOLDERS**

**REPORT ON THE FINANCIAL STATEMENTS**

We have audited the accompanying financial statements of **ABL Islamic Income Fund (formerly ABL Islamic Cash Fund)**, which comprise the statement of assets and liabilities as at June 30, 2012, and the related income statement, distribution statement, statement of movement in unit holders' fund and cash flow statement for the year then ended and a summary of significant accounting policies and other explanatory notes.

**Management Company's responsibility for the financial statements**

The Management Company of the Fund is responsible for the preparation and fair presentation of these financial statements in accordance with approved accounting standards as applicable in Pakistan, and for such internal control as management determines is necessary to enable the preparation of financial statements that are free from material misstatement, whether due to fraud or error.

**Auditors' responsibility**

Our responsibility is to express an opinion on these financial statements based on our audit. We conducted our audit in accordance with the International Standards on Auditing as applicable in Pakistan. Those standards require that we comply with ethical requirements and plan and perform the audit to obtain reasonable assurance whether the financial statements are free from material misstatements.

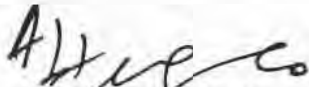
An audit involves performing procedures to obtain audit evidence about the amounts and disclosures in the financial statements. The procedures selected depend on the auditors' judgment, including the assessment of the risks of material misstatement of the financial statements, whether due to fraud or error. In making those risk assessments, the auditor considers internal control relevant to the entity's preparation and fair presentation of the financial statements in order to design audit procedures that are appropriate in the circumstances, but not for the purpose of expressing an opinion on the effectiveness of the entity's internal control. An audit also includes evaluating the appropriateness of accounting policies used and the reasonableness of accounting estimates made by the management, as well as evaluating the overall presentation of the financial statements. We believe that the audit evidence we have obtained is sufficient and appropriate to provide a basis for our audit opinion.

**Opinion**

In our opinion, the financial statements give a true and fair view of the state of the financial position of the Fund as at June 30, 2012 and of its financial performance, cash flows and transactions for the year then ended in accordance with the approved accounting standards as applicable in Pakistan.

**REPORT ON OTHER LEGAL AND REGULATORY REQUIREMENTS**

In our opinion, the financial statements have been prepared in all material respects in accordance with the relevant provisions of the Non-Banking Finance Companies and Notified Entities Regulations, 2008.

  
Chartered Accountants  
Engagement Partner: **Rashid A. Jafer**

, 2012

*A. F. FERGUSON & CO., Chartered Accountants, a member firm of the PwC network  
State Life Building No. 1-C, I.I. Chundrigar Road, P.O. Box 4716, Karachi-74000, Pakistan  
Tel: +92 (21) 32426682-6/32426711-5; Fax: +92 (21) 32415007/32427938; <www.pwc.com/pk>*

*Lahore: 23-C, Aziz Avenue, Canal Bank, Gulberg V, P.O. Box 39, Shahr-e-Quaid-e-Azam, Lahore-54660; Tel: +92 (42) 35715864-71; Fax: +92 (42) 35715872  
Islamabad: PIA Building, 3rd Floor, 49 Blue Area, Fazl-ul-Haq Road, P.O. Box 3021, Islamabad-44000; Tel: +92 (51) 2273457-60; Fax: +92 (51) 2277924  
Kabul: House No. 1916, Street No. 1, Behind Cinema Bariqot, Nahar-e-Darsan, Kurte-4, Kabul, Afghanistan; Tel: +93 (779) 315320, +93 (799) 315320*

**ABL ISLAMIC INCOME FUND  
(FORMERLY: ABL ISLAMIC CASH FUND)  
STATEMENT OF ASSETS AND LIABILITIES**

AS AT JUNE 30, 2012

	Note	June 30, 2012	June 30, 2011
-----Rupees-----			
<b>ASSETS</b>			
Balances with banks	4	269,492,693	129,803,154
Investments	5	787,653,501	710,000,000
Profit receivable	6	8,081,196	8,356,550
Prepayments		-	5,700
Preliminary expenses and floatation costs	7	1,934,156	2,578,909
<b>Total assets</b>		<b>1,067,161,546</b>	<b>850,744,313</b>
<b>LIABILITIES</b>			
Payable to ABL Asset Management Company Limited - Management Company	8	3,608,501	3,688,599
Payable to Central Depository Company of Pakistan Limited - Trustee	9	145,110	79,022
Payable to Securities and Exchange Commission of Pakistan	10	580,936	295,034
Dividend payable		-	2,547,515
Payable against redemption of units		-	3,516,319
Accrued expenses and other liabilities	11	3,063,835	24,012,257
<b>Total liabilities</b>		<b>7,398,382</b>	<b>34,138,746</b>
<b>NET ASSETS</b>		<b>1,059,763,164</b>	<b>816,605,567</b>
<b>UNIT HOLDERS' FUND (AS PER STATEMENT ATTACHED)</b>		<b>1,059,763,164</b>	<b>816,605,567</b>
<b>CONTINGENCIES AND COMMITMENTS</b>			
	12	----Number of units----	
<b>NUMBER OF UNITS IN ISSUE</b>	13	<b>105,717,209</b>	<b>81,527,269</b>
-----Rupees-----			
<b>NET ASSETS VALUE PER UNIT</b>		<b>10.0245</b>	<b>10.0163</b>
<b>FACE VALUE PER UNIT</b>		<b>10.0000</b>	<b>10.0000</b>

The annexed notes 1 to 28 form an integral part of these financial statements.

For ABL Asset Management Company Limited  
(Management Company)

  
FARID AHMED KHAN  
CEO

  
KAMRAN NISHAT  
DIRECTOR



# ABL ISLAMIC INCOME FUND (FORMERLY: ABL ISLAMIC CASH FUND) INCOME STATEMENT

FOR THE YEAR ENDED JUNE 30, 2012

	Note	For the year ended June 30, 2012	For the period from July 29, 2010 to June 30, 2011
-----Rupees-----			
<b>INCOME</b>			
Net gain / (loss) on sale of investments		327,801	-
Profit on bank deposits		43,674,917	20,095,034
Income from Term Deposit Receipts		13,101,645	25,750,385
Income from Sukuk		37,684,694	81,589
<b>Total income</b>		<b>94,789,057</b>	<b>45,927,008</b>
<b>EXPENSES</b>			
Remuneration of ABL Asset Management Company Limited - Management Company		7,758,988	3,911,825
Remuneration of Central Depository Company of Pakistan Limited - Trustee		1,313,747	718,560
Sindh Sales Tax on Management Company's Remuneration		1,241,437	-
Amortisation of preliminary expenses and floatation costs	7	644,753	644,853
Annual fee - Securities and Exchange Commission of Pakistan		580,936	295,034
Auditors' remuneration	14	292,471	278,750
Bank charges		162,889	37,049
Annual rating fee		160,000	160,106
Printing charges		113,364	199,997
Brokerage and other transaction costs		75,264	69,714
Legal and professional charges		37,554	-
Listing fee		30,000	30,124
<b>Total operating expenses</b>		<b>12,411,403</b>	<b>6,346,012</b>
<b>Net income from operating activities</b>		<b>82,377,654</b>	<b>39,580,996</b>
Element of income / (loss) and capital gains / (losses) included in prices of units issued less those in units redeemed - net		1,290,509	9,128,119
Provision for Workers' Welfare Fund	11.1	(1,673,363)	(974,183)
<b>Net income for the year / period before taxation</b>		<b>81,994,800</b>	<b>47,734,932</b>
Taxation	15	-	-
<b>Net income for the year / period after taxation</b>		<b>81,994,800</b>	<b>47,734,932</b>
Other comprehensive income for the year / period		-	-
<b>Total comprehensive income for the year / period</b>		<b>81,994,800</b>	<b>47,734,932</b>
<b>Earnings per unit</b>	16		

The annexed notes 1 to 28 form an integral part of these financial statements.

For ABL Asset Management Company Limited  
(Management Company)

  
**FARID AHMED KHAN**  
CEO

  
**KAMRAN NISHAT**  
DIRECTOR

# ABL ISLAMIC INCOME FUND (FORMERLY: ABL ISLAMIC CASH FUND) DISTRIBUTION STATEMENT

FOR THE YEAR ENDED JUNE 30, 2012

	For the year ended June 30, 2012	For the period from July 29, 2010 to June 30, 2011
	-----Rupees-----	
<b>Undistributed income brought forward</b>		
- realised	1,333,019	-
- unrealised	-	-
	<u>1,333,019</u>	<u>-</u>
<b>Interim distribution</b>		
- Re 0.2733 per unit on September 27, 2011 (2011: Re 0.1418 per unit on September 29, 2010)		
Cash distribution	(2,747,044)	(1,466,354)
Issue of 1,556,490 bonus units (2011: 419,069)	(15,564,900)	(4,190,687)
<b>Interim distribution:</b>		
- Re 0.2665 per unit on December 26, 2011 (2011: Re 0.2326 per unit on December 30, 2010)		
Cash distribution	(14,222)	(2,326,348)
Issue of 1,451,309 bonus units (2011: 721,001)	(14,513,089)	(7,210,019)
<b>Interim distribution:</b>		
- Re 0.2642 per unit on March 26, 2012 (2011: Re 0.2567 per unit on March 30, 2011)		
Cash distribution	(19,976)	(2,568,020)
Issue of 2,179,021 bonus units (2011: 852,940)	(21,790,211)	(8,529,405)
<b>Final distribution</b>		
- Re. 0.2458 per unit on June 25, 2012 (2011: Re 0.2546 per unit on June 29, 2011)		
- Cash distribution	(61,202)	(2,547,515)
- Issue of 2,578,929 bonus units(2011: 1,756,356 )	(25,789,287)	(17,563,565)
	<u>(80,499,931)</u>	<u>(46,401,913)</u>
Element of income / (loss) and capital gains / (losses) included in prices of units issued less those in units redeemed - net	(236,744)	-
Net income for the year / period after taxation	81,994,800	47,734,932
Undistributed income carried forward	<u>2,591,144</u>	<u>1,333,019</u>
<b>Undistributed income comprising:</b>		
- realised	2,591,144	1,333,019
- unrealised	-	-
	<u>2,591,144</u>	<u>1,333,019</u>

The annexed notes 1 to 28 form an integral part of these financial statements.

For ABL Asset Management Company Limited  
(Management Company)

  
FARID AHMED KHAN  
CEO

  
KAMRAN NISHAT  
DIRECTOR

# ABL ISLAMIC INCOME FUND (FORMERLY: ABL ISLAMIC CASH FUND) STATEMENT OF MOVEMENT IN UNIT HOLDERS' FUND

FOR THE YEAR ENDED JUNE 30, 2012

	For the year ended June 30, 2012	For the period from July 29, 2010 to June 30, 2011
	-----Rupees-----	
Net assets at the beginning of the year / period	816,605,567	-
Issue of 131,368,373 units (2011: 94,659,896 units)	1,329,907,870	957,230,318
Redemption of 114,944,182 units (2011: 16,881,993 units)	(1,164,612,120)	(170,323,327)
Issue of bonus units	165,295,750	786,906,991
- Interim distribution 5,186,820 (2011: 1,993,010 units)	51,868,200	19,930,111
- Final distribution 2,578,929 (2011: 1,756,356 units)	25,789,287	17,563,565
Net element of (income) / loss and capital losses/(gains) included in prices of units issued less those in units redeemed		
- amount representing (income) / loss and capital (gains) / losses - transferred to income statement	(1,290,509)	(9,128,119)
- amount representing (income) / loss and capital (gains) / losses - transferred to distribution statement	236,744	-
	(1,053,765)	(9,128,119)
Other net income for the year / period	81,666,999	47,734,932
Capital gain / (loss) on sale of investments	327,801	-
<b>Total income for the year / period</b>	<b>81,994,800</b>	<b>47,734,932</b>
Interim distribution		
- Re 0.2733 per unit on September 27, 2011 (2011: Re 0.1418 per unit on September 29, 2010)	(2,747,044)	(1,466,354)
Cash distribution	(15,564,900)	(4,190,687)
Issue of 1,556,490 bonus units (2011: 419,069)		
Interim distribution:		
- Re 0.2665 per unit on December 26, 2011 (2011: Re 0.2326 per unit on December 30, 2010)	(14,222)	(2,326,348)
Cash distribution	(14,513,089)	(7,210,019)
Issue of 1,451,309 bonus units (2011: 721,001)		
Interim distribution:		
- Re 0.2642 per unit on March 26, 2012 (2011: Re 0.2567 per unit on March 30, 2011)	(19,976)	(2,568,020)
Cash distribution	(21,790,211)	(8,529,405)
Issue of 2,179,021 bonus units (2011: 852,940)		
Final distribution		
- Re. 0.2458 per unit on June 25, 2012 (2011: Re 0.2546 per unit on June 29, 2011)	(61,202)	(2,547,515)
- Cash distribution	(25,789,287)	(17,563,565)
- Issue of 2,578,929 bonus units (2011: 1,756,356)	(80,499,931)	(46,401,913)
Net element of income / (loss) and capital gains / (losses) included in prices of units issued less those in units redeemed - amount representing income / (losses) and capital gains / (losses) transferred to distribution statement	(236,744)	-
<b>Net assets at the end of the year / period</b>	<b>1,059,763,164</b>	<b>816,605,567</b>

The annexed notes 1 to 28 form an integral part of these financial statements.

**For ABL Asset Management Company Limited  
(Management Company)**

  
**FARID AHMED KHAN**  
CEO

  
**KAMRAN NISHAT**  
DIRECTOR

# ABL ISLAMIC INCOME FUND (FORMERLY: ABL ISLAMIC CASH FUND) CASH FLOW STATEMENT

FOR THE YEAR ENDED JUNE 30, 2012

Note	For the year ended June 30, 2012	For the period from July 29, 2010 to June 30, 2011
-----Rupees-----		
<b>CASH FLOWS FROM OPERATING ACTIVITIES</b>		
Net income for the year / period before taxation	81,994,800	47,734,932
<b>Adjustment for non-cash charges and other items</b>		
Amortisation of preliminary expenses and floatation cost	644,753	644,853
Net element of (income) / loss and capital (gains) / losses included in prices of units issued less those in units redeemed	<u>(1,290,509)</u>	<u>(9,128,119)</u>
	(645,756)	(8,483,266)
<b>(Increase) / decrease in assets</b>		
Profit receivable	275,354	(8,356,550)
Investments	(737,653,501)	(50,000,000)
Prepayments	5,700	(5,700)
	(737,372,447)	(58,362,250)
<b>Increase / (decrease) in liabilities</b>		
Payable to ABL Asset Management Company Limited - Management Company	(80,098)	464,837
Payable to Central Depository Company of Pakistan Limited - Trustee	66,088	79,022
Payable to Securities and Exchange Commission of Pakistan	285,902	295,034
Accrued expenses and other liabilities	<u>(20,948,422)</u>	<u>24,012,257</u>
	(20,676,530)	24,851,150
<b>Net cash generated from / (used in) operating activities</b>	<u>(676,699,933)</u>	<u>5,740,566</u>
<b>CASH FLOWS FROM FINANCING ACTIVITIES</b>		
Dividend paid	(5,389,959)	(6,360,722)
Net (payments) / receipts against (redemption) / issuance of units	161,779,431	790,423,310
<b>Net cash generated from financing activities</b>	156,389,472	784,062,588
<b>Net increase / (decrease) in cash and cash equivalents</b>	<u>(520,310,461)</u>	<u>789,803,154</u>
Cash and cash equivalents at the beginning of the year / period	789,803,154	-
<b>Cash and cash equivalents at the end of the year / period</b>	<u>4.3</u> <u>269,492,693</u>	<u>789,803,154</u>

The annexed notes 1 to 28 form an integral part of these financial statements.

For ABL Asset Management Company Limited  
(Management Company)

  
FARID AHMED KHAN  
CEO

  
KAMRAN NISHAT  
DIRECTOR

# ABL ISLAMIC INCOME FUND (FORMERLY: ABL ISLAMIC CASH FUND) NOTES TO AND FORMING PART OF THE FINANCIAL STATEMENTS

FOR THE YEAR ENDED JUNE 30, 2012

## 1 LEGAL STATUS AND NATURE OF BUSINESS

ABL Islamic Income Fund (the Fund) (formerly ABL Islamic Cash Fund) was established under a trust deed executed between ABL Asset Management Company Limited (ABL AMCL) as the Management Company and Central Depository Company of Pakistan Limited (CDC) as the Trustee. The Trust Deed was approved by the Securities and Exchange Commission of Pakistan (SECP) on June 11, 2010 in accordance with the Non-Banking Finance Companies (Establishment and Regulation) Rules, 2003 (NBFC Rules) and the Trust Deed was executed on June 23, 2010.

The Management Company of the Fund has been licensed to act as an Asset Management Company under the NBFC Rules through a certificate issued by the SECP on December 07, 2007. The registered office of the Management Company is situated at 11-B, Lalazar, M.T. Khan Road, Karachi.

The Fund is an open ended fund and is listed on the Karachi Stock Exchange (Guarantee) Limited. Units of the Fund are offered for public subscription on a continuous basis. The units are transferable and can be redeemed by surrendering them to the Fund.

The Fund has been categorized as an Open-End Shariah Compliant (Islamic) Income Scheme as per the criteria laid down by the Securities and Exchange Commission of Pakistan for categorisation of Collective Investment Schemes (CIS).

The Fund was categorised as a Cash Fund on its floatation on July 29, 2010. However, on July 29, 2011, a Supplemental Trust Deed was executed to change the category of the Fund from money market scheme to income scheme and accordingly, the name of the Fund was changed from ABL Islamic Cash Fund to ABL Islamic Income Fund. The Fund's revised offering document was cleared by SECP on September 27, 2011. Accordingly, the Management Company has decided to implement the same with effect from October 1, 2011.

The objective of the Fund is to seek maximum possible preservation of capital and offer steady rate of return by investing in liquid Shariah compliant instruments providing Halal income like Shariah compliant short-term Government Securities, cash and near cash instruments.

JCR-VIS Credit Rating Company has assigned Management Quality Rating of 'AM2-(stable outlook)' to the Management Company and fund stability rating of 'A+(f)' to the Fund.

Title of the assets of the Fund is held in the name of Central Depository Company of Pakistan Limited as Trustee of the Fund.

In accordance with the Trust Deed, the first accounting period of the Fund commenced on the date on which the Trust Property was first paid or transferred to the Trustee i.e. July 29, 2010.

## 2 BASIS OF PREPARATION

### 2.1 Statement of compliance

These financial statements have been prepared in accordance with the approved accounting standards as applicable in Pakistan. Approved accounting standards comprise of such International Financial Reporting Standards (IFRS) issued by the International Accounting Standards Board as are notified under the Companies Ordinance, 1984, the requirements of the Trust Deed, the Non-Banking Finance Companies (Establishment and Regulations) Rules, 2003 (the NBFC Rules), the Non-Banking Finance and Notified Entities Regulations, 2008 (the NBFC Regulations) and the directives issued by the Securities and Exchange Commission of Pakistan (SECP). Wherever the requirements of the Trust Deed, the NBFC Rules, the NBFC Regulations or the directives issued by the SECP differ with the requirements of IFRS, the requirements of the Trust Deed, the NBFC Rules, the NBFC Regulations or the directives issued by the SECP prevail.

## 2.2 Standards, interpretations and amendments to published approved accounting standards that are effective in the current year:

The following standards, amendments and interpretations to approved accounting standards have been published and are mandatory for the Fund's accounting period beginning on or after July 1, 2011:

- a) IFRS 7, 'Financial Instruments: Disclosures'. This amendment is effective from January 1, 2011. The amendment emphasizes the interaction between quantitative and qualitative disclosures about the nature and extent of risks associated with financial instruments. The amendment does not have any significant impact on the Fund's financial statements.
- b) IFRS 7, 'Financial instruments: Disclosures'. This amendment is effective from July 1, 2011. The amendment aims to promote transparency in the reporting of transfer transactions and improve users' understanding of the risk exposures relating to transfers of financial assets and the effect of those risks on an entity's financial position, particularly those involving securitisation of financial assets. The amendment does not have any impact on the Fund's financial statements during the current year.
- c) IAS 1, 'Presentation of financial statements' (effective January 1, 2011). The amendment clarifies that an entity will present an analysis of other comprehensive income for each component of equity, either in the statement of changes in equity or in the notes to the financial statements. The amendment does not have any impact on the Fund's financial statements as currently no items are being reported in other comprehensive income.
- d) IAS 24 (revised), 'Related party disclosures', issued in November 2009. It superseded IAS 24, 'Related Party Disclosures', issued in 2003. IAS 24 (revised) is mandatory for periods beginning on or after January 1, 2011. The revised standard clarifies and simplifies the definition of a related party and removes the requirement for government-related entities to disclose details of all transactions with the government and other government-related entities. The revised standard does not have any impact on the Fund's financial statements.
- e) IAS 34, 'Interim financial reporting' (effective January 1, 2011). The amendment provides guidance to illustrate how to apply disclosure principles in IAS 34 and adds disclosure requirements around:
  - The circumstances likely to affect fair values of financial instruments and their classification;
  - Transfers of financial instruments between different levels of the fair value hierarchy;
  - Changes in classification of financial assets; and
  - Changes in contingent liabilities and assets.

There are other new and amended standards and interpretations that are mandatory for accounting periods beginning on or after July 1, 2011 but are considered not to be relevant or do not have any significant effect on the Fund's operations and are therefore not detailed in these financial statements.

## 2.3 Standards, interpretations and amendments to published approved accounting standards that are not yet effective:

The following standards and amendments to standards have been published and are mandatory for accounting periods beginning on or after July 1, 2012:

- a) IAS 1, 'Financial statement presentation' (effective July 1, 2012). The main change resulting from these amendments is a requirement for entities to group items presented in 'other comprehensive income' (OCI) on the basis of whether they are potentially reclassifiable to profit or loss subsequently (reclassification adjustments). The amendments do not address which items are presented in OCI. The amendment will not have any effect on the Fund's financial statements as presently no items are being reported in other comprehensive income.

- b) IAS 32, 'Financial instruments: Presentation', (effective January 1, 2014). This amendment clarifies some of the requirements for offsetting financial assets and financial liabilities on the balance sheet. The management of the Fund is in the process of assessing the impact of this amendment on the Fund's financial statements.

There are other amendments to the standards and new interpretations that are mandatory for accounting periods beginning on or after July 1, 2012 but are considered not to be relevant or do not have any significant effect on the Fund's operations and are therefore not detailed in these financial statements.

## 2.4 Critical accounting estimates and judgments

The preparation of financial statements in conformity with the approved accounting standards requires the management to make estimates, judgments and assumptions that affect the reported amounts of assets and liabilities, income and expenses. It also requires the management to exercise judgment in application of its accounting policies. The estimates, judgments and associated assumptions are based on the management's experience and various other factors that are believed to be reasonable under the circumstances. These estimates and assumptions are reviewed on an ongoing basis. Revisions to accounting estimates are recognised in the period in which the estimate is revised if the revision affects only that period, or in the period of revision and future periods if the revision affects both current and future periods.

The areas involving a higher degree of judgment or complexity, or areas where estimates and assumptions are significant to the financial statements are as follows:

- i) Classification and valuation of investments (notes 3.1 and 5)
- ii) Amortisation of preliminary expenses and floatation costs (notes 3.5 and 7)

## 2.5 Accounting convention

These financial statements have been prepared under the historical cost convention except for certain investments which have been marked to market and carried at fair value in accordance with the requirements of International Accounting Standard (IAS) 39: 'Financial Instruments: Recognition and Measurement'.

## 2.6 Functional and presentation currency

These financial statements are presented in Pakistani Rupees which is the Fund's functional and presentation currency.

## 3 SUMMARY OF SIGNIFICANT ACCOUNTING POLICIES

The principal accounting policies applied in the preparation of these financial statements are set out below.

### 3.1 Financial assets

#### 3.1.1 Classification

The Fund classifies its financial assets in the following categories: financial assets 'at fair value through profit or loss', loans and receivables and available for sale. The classification depends on the purpose for which the financial assets were acquired. Management determines the classification of its financial assets at initial recognition and re-evaluates this classification on a regular basis.

Investments are categorised as follows:

#### a) Financial assets 'at fair value through profit or loss'

Investments that are acquired principally for the purpose of generating profit from short-term fluctuations in prices are classified as held for trading in the financial assets 'at fair value through profit or loss' category.

**b) Loans and receivables**

These are non-derivatives financial assets with fixed or determinable payments that are not quoted in an active market.

**c) Available for sale**

Available for sale financial assets are those non-derivative financial assets that are designated as available for sale or are not classified as (a) loans and receivables, (b) held to maturity investments or (c) financial assets 'at fair value through profit or loss'.

**3.1.2 Initial recognition and measurement**

Financial assets are initially recognised at fair value plus transaction costs except for financial assets carried 'at fair value through profit or loss'. Financial assets carried 'at fair value through profit or loss' are initially recognised at fair value and transaction costs are expensed out in the income statement.

**3.1.3 Subsequent measurement**

**a) Financial assets 'at fair value through profit or loss' and 'available for sale'**

Subsequent to initial recognition, financial assets designated by the management as 'at fair value through profit or loss' and 'available for sale' are valued as follows:

- **Basis of valuation of debt securities**

The investment of the Fund in debt securities is valued on the basis of rates determined by the Mutual Funds Association of Pakistan (MUFAP) in accordance with the methodology prescribed by SECP for valuation of debt securities vide its Circular No. 1 of 2009 dated January 6, 2009. In the determination of the rates MUFAP takes into account the holding pattern of these securities and categorises them as traded, thinly traded and non-traded securities. The circular also specifies the valuation process to be followed for each category as well as the criteria for the provisioning of non-performing debt securities.

- **Basis of valuation of government securities**

The investment of the Fund in Government Securities is valued on the basis of rates announced by the Financial Markets Association of Pakistan in accordance with the requirements of the NBFC Regulations.

Net gains and losses arising from changes in the fair value of financial assets 'at fair value through profit or loss' are taken to the 'income statement'.

Net gains and losses arising from changes in fair value of 'available for sale' financial assets are taken to the 'statement of comprehensive income' until these are derecognised or impaired. At this time, the cumulative gain or loss previously recognised directly in the 'statement of comprehensive income' is transferred to the 'income statement'.

**b) Loans and receivable**

Subsequent to initial recognition financial assets classified as 'loans and receivables' are carried at amortised cost using the effective interest method.

Gain or loss is also recognised in the 'income statement' when financial assets carried at amortised cost are derecognised or impaired.



### 3.1.4 Impairment

The Fund assesses at each reporting date whether there is objective evidence that the financial asset or a group of financial assets is impaired. The carrying value of the Fund's assets are reviewed at each reporting date to determine whether there is any indication of impairment. If such an indication exists, the recoverable amount of such asset is estimated. An impairment loss is recognised whenever the carrying amount of an asset exceeds its recoverable amount.

If any such evidence exists for available for sale financial assets, the cumulative loss-measured as the difference between the acquisition cost and the current fair value, less any impairment loss on that financial asset previously recognised in the income statement is reclassified from the Statement of Comprehensive Income to the Income Statement.

For financial assets classified as 'loans and receivables', a provision for impairment is established when there is objective evidence that the Fund will not be able to collect all amounts due according to the original terms. Provision is made in accordance with the criteria specified in circular No. 1 dated January 6, 2009 and circular No. 13 dated May 4, 2009 issued by the SECP.

### 3.1.5 Derecognition

Financial assets are derecognised when the rights to receive cash flows from the financial assets have expired or the Fund has transferred substantially all the risks and rewards of ownership.

### 3.1.6 Derivatives

Derivative financial instruments are initially recognised at fair value and subsequent to initial measurement each derivative financial instrument is remeasured to its fair value and the resultant gain or loss is recognised in the income statement.

## 3.2 Financial liabilities

All financial liabilities are recognised at the time when the Fund becomes a party to the contractual provisions of the instrument. They are initially recognised at fair value and subsequently stated at amortised cost.

A financial liability is derecognised when the obligation under the liability is discharged, cancelled or expired.

## 3.3 Offsetting of financial assets and liabilities

Financial assets and financial liabilities are offset and the net amount is reported in the Statement of Assets and Liabilities when there is a legally enforceable right to set off the recognised amounts and there is an intention to settle on a net basis, or to realise the assets and settle the liabilities simultaneously.

## 3.4 Collateral

Cash collateral provided by the Fund is identified in the Statement of Assets and Liabilities as margin cash and is not included as a component of cash and cash equivalents. For collateral other than cash, if the party to whom the collateral is provided has the right by contract or custom to sell or re-pledge the collateral, the Fund classifies that asset in its statement of assets and liabilities separately from other assets and identifies the asset as pledged collateral. Where the party to whom the collateral is provided does not have the right to sell or re-pledge, a disclosure of the collateral provided is made in the notes to the financial statements.

## 3.5 Preliminary expenses and floatation costs

Preliminary expenses and floatation costs represent expenditure incurred prior to the commencement of operations of the Fund. These costs are being amortised over a period of five years in accordance with the requirements set out in the Trust Deed of the Fund and the Non-Banking Finance Companies and Notified Entities Regulations, 2008.

### 3.6 Provisions

Provisions are recognised when the Fund has a present, legal or constructive obligation as a result of past events, it is probable that an outflow of resources embodying economic benefits will be required to settle the obligation and a reliable estimate of the obligation can be made. Provisions, if any, are regularly reviewed and adjusted to reflect the current best estimate.

### 3.7 Taxation

The income of the Fund is exempt from income tax under clause 99 of Part I of the Second Schedule to the Income Tax Ordinance, 2001 subject to the condition that not less than ninety percent of its accounting income for the year, as reduced by capital gains, whether realised or unrealised, is distributed among the unit holders.

The Fund is also exempt from the provisions of section 113 (minimum tax) under clause 11A of Part IV of the Second Schedule to the Income Tax Ordinance, 2001.

The Fund provides for deferred taxation using the balance sheet liability method on all major temporary differences between the amounts used for financial reporting purposes and amounts used for taxation purposes. In addition, the Fund also records deferred tax asset on unutilised tax losses to the extent that it is no longer probable that the related tax benefit will be realised. However, the Fund has not recognised any amount in respect of deferred tax in these financial statements as the Fund intends to continue availing the tax exemption in future years by distributing at least ninety percent of its accounting income for the year as reduced by capital gains, whether realised or unrealised, to its unit holders every year.

### 3.8 Proposed distributions

Distributions declared subsequent to the year / period end are considered as non-adjusting events and are recognised in the financial statements in the period in which such distributions are declared.

### 3.9 Issue and redemption of units

Units issued are recorded at the offer price as per the constitutive documents, determined by the Management Company. The offer price represents the net asset value per unit as of the close of the business day when the funds are realised plus the allowable sales load, provision for transaction costs and any provision for duties and charges, if applicable. Currently, the Fund is not charging any sales load, transactions costs or any provision for duties and charges.

Units redeemed are recorded at the redemption price, as per the constitutive documents, applicable to units for which the distributors receive redemption requests during business hours of that day. The redemption price represents the net asset value per unit as of the close of the business day less any back-end load, provision for transaction costs and any provision for duties and charges, if applicable. Currently, the Fund is not charging any back - end load, transactions costs or any provision for duties and charges.

### 3.10 Element of income / (loss) and capital gains / (losses) included in prices of units issued less those in units redeemed

An equalization account called the 'element of income / (loss) and capital gains / (losses) included in prices of units issued less those in units redeemed' is created, in order to prevent the dilution of income per unit and distribution of income already paid out on redemption.

The Fund records that portion of the net element of income / (loss) and capital gains / (losses) relating to units issued and redeemed during an accounting period which pertains to unrealised gains / (losses) held in the Unit Holder's Funds in a separate reserve account and any amount remaining in this reserve account at the end of an accounting period (whether gain or loss) is included in the amount available for distribution to the unit holders.

The remaining portion of the net element of income / (loss) and capital gains / (losses) relating to units issued and redeemed during an accounting period is recognized in the income statement.

### 3.11 Net Asset Value per unit

The Net Asset Value (NAV) per unit as disclosed on the Statement of Assets and Liabilities, is calculated by dividing the net assets of the Fund by the number of units in circulation at the year / period end.

### 3.12 Revenue recognition

- Realized capital gains / (losses) arising on sale of investments are included in the income statement on the date at which the transaction takes place.
- Income on government securities, bank deposits, Term Deposit Receipts and sukuk is recognised on an accrual basis.
- Income on issue and repurchase of units is recognised when the units are issued and redeemed at the transaction date.
- Unrealised gains / (losses) arising on re-measurement of investments classified as financial assets 'at fair value through profit or loss' category are included in the income statement in the period in which they arise.

### 3.13 Cash and cash equivalents

Cash and cash equivalents comprise balances with banks and short-term highly liquid investments with original maturities of three months or less. Cash and cash equivalents are carried in the Statement of Assets and Liabilities at cost.

	Note	June 30, 2012	June 30, 2011
-----Rupees-----			
<b>4 BALANCES WITH BANKS</b>			
Saving accounts	4.1	261,370,037	114,689,138
Current accounts	4.2	8,122,656	15,114,016
		<u>269,492,693</u>	<u>129,803,154</u>

4.1 These savings accounts carrying profit at rates ranging from 6.00% to 11.70% per annum (2011: 5% to 11.50%).

4.2 Balance in current accounts is maintained with Allied Bank Limited, a related party.

	Note	June 30, 2012	June 30, 2011
-----Rupees-----			
<b>4.3 Cash and cash equivalents</b>			
Balances with banks		269,492,693	129,803,154
Term Deposits Receipts		-	660,000,000
		<u>269,492,693</u>	<u>789,803,154</u>

### 5 INVESTMENTS

#### Financial assets 'at fair value through profit or loss'

	Note	June 30, 2012	June 30, 2011
-----Rupees-----			
Government Securities - GoP Ijara Sukuk	5.1	787,653,501	-
Sukuk		-	50,000,000
		787,653,501	50,000,000

#### Loans and receivables

Term Deposit Receipts		-	660,000,000
		<u>787,653,501</u>	<u>710,000,000</u>

## 5.1 a) Government Securities - GoP Ijara Sukuk:

Issue date	Profit/ mark-up rate	Tenor	Face value				Balance as at June 30, 2012			Market value as a percentage of net assets
			As at July 01, 2011	Purchased during the year	Disposed / matured during the year	As at June 30, 2012	Cost	Market value	Appreciation / (diminution)	
-----Rupees-----										
March 7, 2011	11.81%	3 Year	-	55,000,000	-	55,000,000	55,143,000	55,143,000	-	5.20
December 26, 2011	11.94%	3 Year	-	638,000,000	180,000,000	458,000,000	458,510,501	458,510,501	-	43.27
April 30, 2012	11.94%	3 Year	-	110,000,000	110,000,000	-	-	-	-	-
June 28, 2012	11.94%	3 Year	-	300,000,000	26,000,000	274,000,000	274,000,000	274,000,000	-	25.85
<b>Total - June 30, 2012</b>				<b>1,103,000,000</b>	<b>316,000,000</b>	<b>787,000,000</b>	<b>787,653,501</b>	<b>787,653,501</b>		<b>74.32</b>
<b>Total - June 30, 2011</b>				<b>-</b>	<b>-</b>	<b>-</b>	<b>-</b>	<b>-</b>		<b>-</b>

## b) Sukuk:

Name	Issue date	Profit/ Mark up Rate %	Face value				Balance as at June 30, 2012			Market value as a percentage of net assets
			As at July 01, 2011	Purchased during the year	Disposed / matured during the year	As at June 30, 2012	Cost	Market value	Appreciation / (diminution)	
-----Rupees in-----										
KAPCO	27-Jun-11	14.89	50,000,000	-	50,000,000	-	-	-	-	-
HUBCO	04-Aug-11	14.47	-	50,000,000	50,000,000	-	-	-	-	-
<b>Total - June 30, 2012</b>			<b>50,000,000</b>	<b>50,000,000</b>	<b>100,000,000</b>	<b>-</b>	<b>-</b>	<b>-</b>	<b>-</b>	<b>-</b>
<b>Total - June 30, 2011</b>			<b>-</b>	<b>50,000,000</b>	<b>-</b>	<b>50,000,000</b>	<b>50,000,000</b>	<b>50,000,000</b>		<b>4.72</b>

		June 30, 2012	June 30, 2011
<b>6 PROFIT RECEIVABLE</b>		-----Rupees-----	
Profit accrued on bank deposits		5,007,484	1,764,481
Profit accrued on Term Deposit Receipts		-	6,510,480
Profit accrued on Sukuk		3,073,712	81,589
		<u>8,081,196</u>	<u>8,356,550</u>
<b>7 PRELIMINARY EXPENSES AND FLOATATION COSTS</b>			
Opening balance		2,578,909	-
Preliminary expenses and floatation costs incurred	7.1	-	3,223,762
Less: amortized during the year / period		(644,753)	(644,853)
Closing balance		<u>1,934,156</u>	<u>2,578,909</u>
<b>7.1</b>	Preliminary expenses and floatation costs represents expenditure incurred prior to the commencement of operations of the Fund. As per the requirement of the Trust Deed, these costs are being amortized over a period of five years.		
	Note	June 30, 2012	June 30, 2011
<b>8 PAYABLE TO ABL ASSET MANAGEMENT COMPANY LIMITED - MANAGEMENT COMPANY</b>		-----Rupees-----	
Management Company's remuneration	8.1	887,493	464,837
Preliminary expenses and floatation costs		2,579,010	3,223,762
Sindh Sales Tax on Management Company's remuneration	8.2	141,998	-
		<u>3,608,501</u>	<u>3,688,599</u>

- 8.1 Under the provisions of the Non-Banking Finance Companies and Notified Entities Regulations, 2008, the Management Company of the Fund is entitled to a remuneration during the first five years of the Fund, of an amount not exceeding 3 percent per annum of the average annual net assets of the Fund and thereafter of an amount equal to 2 percent of such assets of the Fund. In the current period, the Management Company has charged its remuneration at the rate of 1 percent of the average annual net assets of the Fund. The amount of remuneration is paid monthly in arrears.
- 8.2 During the current period, the Provincial Government of Sindh levied Sindh Sales Tax at the rate of 16% on the remuneration of the Management Company through the Sindh Sales Tax on Services Act 2011 effective from July 1, 2011.

	Note	June 30, 2012	June 30, 2011
<b>9 PAYABLE TO CENTRAL DEPOSITORY COMPANY OF PAKISTAN LIMITED - TRUSTEE</b>		-----Rupees-----	
Trustee fee	9.1	<u>145,110</u>	<u>79,022</u>

- 9.1 The Trustee is entitled to a monthly remuneration for services rendered to the Fund under the provisions of the Trust Deed as per the tariff specified therein, based on the daily net assets of the Fund. The remuneration is paid to the Trustee monthly in arrears.

The tariff structure applicable to the Fund as at June 30, 2012 is as follows:

Net Assets	Tariff per annum
Upto Rs 1 billion	Rs 0.6 million or 0.17 percent per annum of NAV whichever is higher.
Rs 1 billion to 5 billion	Rs 1.7 million plus 0.085 percent per annum of NAV exceeding Rs. 1 billion
Over Rs 5 billion	Rs 5.1 million plus 0.07 percent per annum of NAV exceeding Rs. 5 billion

	Note	June 30, 2012	June 30, 2011
<b>10 PAYABLE TO SECURITIES AND EXCHANGE COMMISSION OF PAKISTAN (SECP)</b>		----- Rupees in '000 -----	
Annual fee	10.1	<u>580,936</u>	<u>295,034</u>

- 10.1 Under the provisions of the Non Banking Finance Companies and Notified Entities Regulations, 2008, a collective investment scheme categorised as 'income scheme' is required to pay, as an annual fee to the SECP, an amount equal to 0.075% of the average annual net assets of the scheme.

	Note	June 30, 2012	June 30, 2011
<b>11 ACCRUED EXPENSES AND OTHER LIABILITIES</b>		-----Rupees-----	
Auditors' remuneration		253,302	220,000
Printing charges		142,880	139,036
Provision for Workers' Welfare Fund	11.1	2,647,546	974,183
Withholding tax payable		20,107	4,038
Advance against issue of units		-	22,675,000
		<u>3,063,835</u>	<u>24,012,257</u>

## 11.1 Provision for Workers' Welfare Fund

The Finance Act 2008 introduced an amendment to the Workers' Welfare Fund Ordinance, 1971 (WWF Ordinance). As a result of this amendment it may be construed that all Collective Investment Schemes / mutual funds (CISs) whose income exceeds Rs 0.5 million in a tax year, have been brought within the scope of the WWF Ordinance, thus rendering them liable to pay contribution to WWF at the rate of two percent of their accounting or taxable income, whichever is higher. In this regard, a constitutional petition has been filed by certain CISs through their trustees in the Honourable High Court of Sindh (the Court), challenging the applicability of WWF to the CISs, which is pending adjudication.

During the year ended June 30, 2011, a clarification was issued by the Ministry of Labour and Manpower (the Ministry) on July 8, 2010 which stated that mutual funds are not liable to contribute to WWF on the basis of their income. However on December 14, 2010 the Ministry filed its response against the Constitutional petition requesting the court to dismiss the petition. According to the legal counsel who is handling the case, there is a contradiction between the aforementioned clarification issued by the Ministry and the response filed by the Ministry in Court.

Subsequent to the year ended June 30, 2011, the Honourable Lahore High Court (LHC) in a constitutional petition relating to the amendments brought in the WWF Ordinance, 1971 through the Finance Act, 2006, and the Finance Act 2008, has declared the said amendments as unlawful and unconstitutional and struck them down. The Management Company is hopeful that the decision of the LHC will lend further support to the constitutional petition which is pending in the Sindh High Court (SHC).

However, without prejudice to the above, the Management Company, as a matter of abundant caution, has decided to retain the provision for WWF amounting to Rs 2.648 million (including Rs 1.673 million for the current year) in these financial statements.

## 12 CONTINGENCIES AND COMMITMENTS

12.1 There were no contingencies and commitments outstanding as at June 30, 2012.

## 13 NUMBER OF UNITS IN ISSUE

	For the year ended June 30, 2012	For the period from July 29, 2010 to June 30, 2011
	----- Number of units -----	
Total units in issue at the beginning of the year / period	81,527,269	-
Add: units issued	131,368,373	94,659,896
Add: bonus units issued	7,765,749	3,749,366
Less: units redeemed	<u>(114,944,182)</u>	<u>(16,881,993)</u>
Total units in issue at the end of the year / period	<u>105,717,209</u>	<u>81,527,269</u>

## 14 AUDITORS' REMUNERATION

	For the year ended June 30, 2012	For the period from July 29, 2010 to June 30, 2011
	-----Rupees-----	
Annual audit fee	165,000	150,000
Half yearly review fee	60,000	50,000
Other certification and services	50,000	50,000
Out of pocket expenses	<u>17,471</u>	<u>28,750</u>
	<u>292,471</u>	<u>278,750</u>

## 15 TAXATION

The income of the Fund is exempt from income tax under Clause 99 of Part I of the Second Schedule to the Income Tax Ordinance, 2001 subject to the condition that not less than ninety percent of its accounting income for the year, as reduced by capital gains, whether realised or unrealised, is distributed amongst the unit holders. The Fund has not recorded provision for taxation as the Management Company has distributed more than ninety percent of the Fund's accounting income for the current year to its unit holders.

## 16 EARNINGS PER UNIT

Earnings per unit (EPU) has not been disclosed as in the opinion of management determination of cumulative weighted average number of outstanding units is not practicable.

## 17 FINANCIAL INSTRUMENTS BY CATEGORY

As at June 30, 2012, all the financial assets carried on the Statement of Assets and Liabilities are categorised either as 'Loans and receivables' or financial assets 'at fair value through profit or loss'. All the financial liabilities carried on the Statement of Assets and Liabilities are categorised as other financial liabilities i.e. liabilities other than 'at fair value through profit or loss'.

-----As at June 30, 2012-----			
	Loans and receivables	Financial assets 'at fair value through profit or loss'	Total
-----Rupees-----			
<b>Financial assets</b>			
Balances with banks	269,492,693	-	269,492,693
Investments	-	787,653,501	787,653,501
Profit receivable	8,081,196	-	8,081,196
	<u>277,573,889</u>	<u>787,653,501</u>	<u>1,065,227,390</u>

-----As at June 30, 2012-----			
	Liabilities 'at fair value through profit or loss'	Other financial liabilities	Total
-----Rupees-----			
<b>Financial liabilities</b>			
Payable to ABL Asset Management Company Limited - Management Company	-	3,608,501	3,608,501
Payable to Central Depository Company of Pakistan Limited - Trustee	-	145,110	145,110
Accrued expenses and other liabilities	-	396,182	396,182
	<u>-</u>	<u>4,149,793</u>	<u>4,149,793</u>

-----As at June 30, 2011-----			
	Loans and receivables	Financial assets 'at fair value through profit or loss'	Total
-----Rupees-----			
<b>Financial assets</b>			
Balances with banks	129,803,154	-	129,803,154
Investments	660,000,000	50,000,000	710,000,000
Profit receivable	8,356,550	-	8,356,550
	<u>798,159,704</u>	<u>50,000,000</u>	<u>848,159,704</u>

-----As at June 30, 2011-----			
Financial liabilities	Liabilities 'at fair value through profit or loss'	Other financial liabilities	Total
-----Rupees-----			
Payable to ABL Asset Management Company Limited - Management Company	-	3,688,599	3,688,599
Payable to Central Depository Company of Pakistan Limited - Trustee	-	79,022	79,022
Payable against redemption of units	-	3,516,319	3,516,319
Dividend payable	-	2,547,515	2,547,515
Accrued expenses and other liabilities	-	23,034,036	23,034,036
	-	32,865,491	32,865,491

## 18 TRANSACTIONS WITH CONNECTED PERSONS

Connected persons / related parties include ABL Asset Management Company Limited being the Management Company, Allied Bank Limited being the holding company of the Management Company, ABL- Employees Superannuation (Pension) Fund being an entity under common management, Central Depository Company being the trustee of the Fund and directors and officers of the Management Company.

The transactions with connected persons / related parties are in the normal course of business, at contracted rates and at terms determined in accordance with market norms.

Remuneration to the Management Company is determined in accordance with the provisions of the NBFC Regulations and the Trust Deed respectively.

Remuneration payable to the Trustee is determined in accordance with the provisions of the Trust Deed.

18.1 Details of transactions with connected persons are as follows	For the year ended June 30, 2012	For the period from July 29, 2010 to June 30, 2011
-----Rupees-----		
<b>ABL Asset Management Company Limited - Management Company</b>		
Issue of 4,986,188 units (2011: 20,000,000 units)	50,000,000	200,000,000
Bonus of 592,321 units (2011: 1,667,486 units)	5,923,210	16,674,861
Redemption of 18,553,681 units (2011: 2,571,309 units)	189,500,000	26,000,000
Remuneration for the year / period	7,758,988	3,911,825
Sindh Sales Tax on Management Fee	1,241,437	-
Preliminary expenses and floatation costs incurred	-	3,223,762
<b>Allied Bank Limited</b>		
Bank charges	22,498	7,412
<b>ABL - Employees Superannuation (Pension) Fund</b>		
Issue of Nil units (2011: 10,000,000 units)	-	100,000,000
Redemption of 10,000,000 units (2011: Nil units)	101,115,000	-
Cash dividend	2,733,000	8,857,000



For the year ended June 30, 2012	For the period from July 29, 2010 to June 30, 2011
--	---

-----Rupees-----

**DIRECTORS OF THE MANAGEMENT COMPANY****M. Shakeb Murad**

Issue of 620,505 units(2011: Nil units)	6,274,054	-
Bonus of 1,451 units (2011: Nil units)	14,510	-
Redemption of 592,417 units (2011: Nil units)	6,000,000	-

**KEY MANAGEMENT PERSONNEL****Chief Executive Officer**

Issue of 39,868 units(2011: 50,000 units)	400,000	500,000
Bonus of 6,938 units (2011: 4,575 units)	69,380	45,755

**Executives**

Issue of 369,557 units (2011: 864,167 units)	3,766,000	8,716,982
Bonus of 40,777 units (2011: 29,145 units)	407,770	291,450
Redemption of 236,680 units (2011: 348,951 units)	2,411,211	3,523,614

**TRUSTEE****Central Depository Company of Pakistan Limited - Trustee**

Remuneration for the year / period	1,313,747	718,560
------------------------------------	-----------	---------

June 30, 2012	June 30, 2011
------------------	------------------

**18.2 Amounts outstanding at the year / period end**

-----Rupees-----

**ABL Asset Management Company Limited - Management Company**

Outstanding 6,121,005 units (2011: 19,096,177 units)	61,360,014	191,273,038
Preliminary expenses and floatation costs payable	2,579,010	3,223,762
Remuneration payable to Management Company	887,493	464,837
Sindh Sales tax on Management Company's remuneration	141,998	-

**Allied Bank Limited**

Balances with banks	8,122,656	15,114,016
---------------------	-----------	------------

**ABL Employees Superannuation (Pension) Fund**

Outstanding Nil units (2011: 10,000,000 units)	-	100,163,000
Cash dividend payable	-	2,546,000

**DIRECTORS OF THE MANAGEMENT COMPANY****M. Shakeb Murad**

Outstanding 29,539 units (2011: Nil units)	296,114	-
--	---------	---

For the year  
ended June 30,  
2012

For the period  
from July 29,  
2010 to June 30,  
2011

-----Rupees-----

#### KEY MANAGEMENT PERSONNEL

##### Chief Executive Officer

Outstanding 101,381 units (2011: 54,575 units) 1,016,293 546,640

##### Executives

Outstanding 485,661\* units (2011: 544,361 units) 4,868,507 5,452,483

#### TRUSTEE

##### Central Depository Company of Pakistan Limited - Trustee

Remuneration payable 145,110 79,022

\*Does not include units held by a former employee whose units were included as at June 30, 2011.

## 19 PARTICULARS OF INVESTMENT COMMITTEE AND FUND MANAGER

Details of members of investment committee of the Fund are as follows:

S. No	Name	Designation	Experience in years	Qualification
1	Mr. Farid Ahmed Khan	Chief Executive Officer	18	CFA
2	Mr. Muhammad Imran	Chief Investment Officer	13	MBA
3	Mr. Abid Jamal	Head of Research	9	Bs
4	Mr. Hammad Ali Abbas	Fund Manager	8	MSc
5	Mr. Kamran Aziz	Fund Manager	5	CFA
6	Mr. Faizan Saleem	Fund Manager	5	MBA

19.1 Mr. Hammad Ali Abbas is the Manager of ABL Islamic Income Fund. He is also managing ABL Cash Fund and ABL Income Fund.

## 20 TOP TEN BROKERS/ DEALERS BY PERCENTAGE OF COMMISSION PAID

List of brokers by percentage of commission paid during the year ended June 30, 2012

S. No.	Particulars	Percentage
1	JS Global Capital Ltd	29.20%
2	BMA Capital Management Ltd	29.20%
3	Invest One Markets Ltd.	27.74%
4	C & M Management Pvt. Ltd	13.87%

**List of brokers by percentage of commission paid during the year ended June 30, 2011**

S. No.	Particulars	Percentage
--------	-------------	------------

1 Elixir Securities Pakistan (Private) Limited 100.00%

**21 PATTERN OF UNIT HOLDING**

-----As at June 30, 2012-----

Category	No. of unit holders	No. of units held	Net asset value of the amount invested	Percentage of total investment
Individuals	647	85,105,982	853,145,723	80.50%
Associated Companies / Directors	3	6,251,926	62,672,492	5.91%
Insurance Companies	5	6,159,664	61,747,610	5.83%
NBFCs	-	-	-	0.00%
Retirement Funds	5	4,768,718	47,804,059	4.51%
Others	4	3,430,919	34,393,280	3.25%
	<b>664</b>	<b>105,717,209</b>	<b>1,059,763,164</b>	<b>100%</b>

-----As at June 30, 2011-----

Category	No. of unit holders	No. of units held	Net asset value of the amount invested	Percentage of total investment
Individuals	361	48,351,538	484,307,498	59.31%
Associated Companies / Directors	3	29,150,753	291,982,678	35.76%
Insurance Companies	1	1,830,176	18,331,594	2.24%
NBFCs	-	-	-	0.00%
Retirement Funds	4	2,194,802	21,983,797	2.69%
	<b>369</b>	<b>81,527,269</b>	<b>816,605,567</b>	<b>100%</b>

**22 ATTENDANCE AT MEETINGS OF BOARD OF DIRECTORS OF THE MANAGEMENT COMPANY**

The 22nd, 23rd, 24th, 25th and 26th Board meetings were held on August 23, 2011, October 25, 2011, December 22, 2011, February 22, 2012 and April 26, 2012 respectively. Information in respect of attendance by directors in the meetings is given below:

S.No.	Name of the director	No. of meetings			Meetings not attended
		Held	Attended	Leave granted	
1	Sheikh Mukhtar Ahmed	5	1	4	22 <sup>nd</sup> , 23 <sup>rd</sup> , 24 <sup>th</sup> and 26 <sup>th</sup>
2	Mr. Muhammad Waseem Mukhtar	5	5	-	-
3	Mr. Khalid A. Sherwani	5	5	-	-
4	Mr. Kamran Nishat	5	5	-	-
5	Mr. M. Shakeb Murad	5	1	4	22 <sup>nd</sup> , 23 <sup>rd</sup> , 24 <sup>th</sup> and 25 <sup>th</sup>
6	Mr. M. Jawaid Iqbal	5	5	-	-
7	Mr. Muhammad Yaseen*	4	3	1	25th
8	Mr. Zia Ijaz**	1	1	-	-

\* Retired in the 4th Annual General Meeting (AGM) of the Management Company held on March 19, 2012.

\*\* Appointed as new Director of the Management Company in the 4th Annual General Meeting (AGM) held on March 19, 2012.

## 23 FINANCIAL RISK MANAGEMENT

The Fund's activities expose it to a variety of financial risks: market risk, credit risk and liquidity risk.

### 23.1 Market risk

Market risk is the risk that the fair value or the future cash flows of a financial instrument may fluctuate as a result of changes in market prices.

The Management Company manages market risk by monitoring exposure on marketable securities by following the internal guidelines established by the Investment Committee.

Market risk comprises of three types of risk: currency risk, interest rate risk and other price risk.

#### 23.1.1 Currency risk

Currency risk is the risk that the fair value or future cash flows of a financial instrument will fluctuate because of changes in foreign exchange rates. At present, the Fund is not exposed to currency risk as its operations are geographically restricted to Pakistan and all transactions are carried out in Pakistani Rupees.

#### 23.1.2 Interest rate risk

Interest rate risk is the risk that the fair value or future cash flows of a financial instrument will fluctuate because of changes in market interest rates.

##### a) Sensitivity analysis for variable rate instruments

Presently, the Fund does not hold any variable rate instrument.

##### b) Sensitivity analysis for fixed rate instruments

Fixed rate instruments comprise of GoP ijarah sukuk, TDRs and deposit accounts with banks. The Fund's income from these investments is substantially independent of changes in market interest rates, except for changes if any, as a result of fluctuation in respective fair values.

Yield / interest rate sensitivity position for financial instruments recognised on the statement of assets and liabilities is based on the earlier of contractual repricing or maturity date and for off-balance sheet instruments is based on the settlement date.

As at June 30, 2012					
Effective yield / interest rate	Exposed to yield / interest risk			Not exposed to yield / interest rate risk	Total
	Upto three months	More than three months and up to one year	More than one year		
----- Rupees -----					

#### On-balance sheet financial instruments

##### Financial assets

Bank Balances	6% - 11.70%	261,370,037	-	-	8,122,656	269,492,693
Investments	11.81% - 11.94%	787,653,501	-	-	-	787,653,501
Profit receivable		-	-	-	8,081,196	8,081,196
<b>Sub total</b>		<b>1,049,023,538</b>	<b>-</b>	<b>-</b>	<b>16,203,852</b>	<b>1,065,227,390</b>

##### Financial liabilities

Payable to ABL Asset Management Company Limited - Management Company		-	-	-	3,608,501	3,608,501
Payable to the Central Depository Company of Pakistan Limited - Trustee		-	-	-	145,110	145,110
Payable against redemption of units		-	-	-	-	-
Dividend payable		-	-	-	-	-
Accrued expenses and other liabilities		-	-	-	396,182	396,182
<b>Sub total</b>		<b>-</b>	<b>-</b>	<b>-</b>	<b>4,149,793</b>	<b>4,149,793</b>
<b>On-balance sheet gap</b>		<b>1,049,023,538</b>	<b>-</b>	<b>-</b>	<b>12,054,059</b>	<b>1,061,077,597</b>

#### Off-balance sheet financial instruments

Off-balance sheet gap		-	-	-	-	-
-----------------------	--	---	---	---	---	---

<b>Total interest rate sensitivity gap</b>		<b>1,049,023,538</b>	<b>-</b>	<b>-</b>	<b>12,054,059</b>	<b>1,061,077,597</b>
--	--	----------------------	----------	----------	-------------------	----------------------

<b>Cumulative interest rate sensitivity gap</b>		<b>1,049,023,538</b>	<b>1,049,023,538</b>	<b>1,049,023,538</b>	<b>1,061,077,597</b>	
---	--	----------------------	----------------------	----------------------	----------------------	--

#### On-balance sheet financial instruments

As at June 30, 2011					
Effective yield / interest rate	Exposed to yield / interest risk			Not exposed to yield / interest rate risk	Total
	Upto three months	More than three months and up to one year	More than one year		
----- Rupees -----					

#### Financial assets

Bank Balances	5% - 11.5%	114,689,138	-	-	15,114,016	129,803,154
Investments	12.75% - 14.89%	660,000,000	50,000,000	-	-	710,000,000
Profit receivable		-	-	-	8,356,550	8,356,550
<b>Sub total</b>		<b>774,689,138</b>	<b>50,000,000</b>	<b>-</b>	<b>23,470,566</b>	<b>848,159,704</b>

#### Financial liabilities

Payable to ABL Asset Management Company Limited - Management Company		-	-	-	3,688,599	3,688,599
Payable to the Central Depository Company of Pakistan Limited - Trustee		-	-	-	79,022	79,022
Payable against redemption of units		-	-	-	3,516,319	3,516,319
Dividend payable		-	-	-	2,547,515	2,547,515
Accrued expenses and other liabilities		-	-	-	23,034,036	23,034,036
<b>Sub total</b>		<b>-</b>	<b>-</b>	<b>-</b>	<b>32,865,491</b>	<b>32,865,491</b>
<b>On-balance sheet gap</b>		<b>774,689,138</b>	<b>50,000,000</b>	<b>-</b>	<b>(9,394,925)</b>	<b>815,294,213</b>
<b>Off-balance sheet financial instruments</b>		<b>-</b>	<b>-</b>	<b>-</b>	<b>-</b>	<b>-</b>
<b>Off-balance sheet gap</b>		<b>-</b>	<b>-</b>	<b>-</b>	<b>-</b>	<b>-</b>
<b>Total interest rate sensitivity gap</b>		<b>774,689,138</b>	<b>50,000,000</b>	<b>-</b>	<b>(9,394,925)</b>	<b>815,294,213</b>
<b>Cumulative interest rate sensitivity gap</b>		<b>774,689,138</b>	<b>824,689,138</b>	<b>824,689,138</b>	<b>815,294,213</b>	

### 23.1.3 Price risk

Price risk is the risk that the fair value or future cash flows of a financial instrument will fluctuate because of changes in market prices (other than those arising from interest risk or currency risk) whether those changes are caused by factors specific to the individual financial instrument or its issuer, or factors affecting all similar financial instruments traded in the market. At present, the Fund is not exposed to price risk as there are no investments in marketable securities.

### 23.2 Credit risk

Credit risk represents the risk of a loss if the counter parties fail to perform as contracted. The Fund's credit risk is primarily attributable to its investment in GoP Ijarah Sukuk, Term Deposit Receipts and balances with banks. The Fund does not foresee any credit risk with respect to GoP Ijarah Sukuk since these represent the interests of Government of Pakistan. The credit risk on liquid funds is limited because the counter parties are financial institutions with reasonably high credit ratings. In addition, the internal risk management policies and investment guidelines (approved by Investment Committee) require the Fund to invest in debt securities that have been rated as investment grade by a well known rating agency.

#### 23.2.1 The analysis below summarises the credit rating quality of the Fund's financial assets as at June 30, 2012:

##### Balances with banks by rating category

Name of the Bank	Rating Agency	Published rating	
		2012	2011
United Bank Limited	JCR-VIS	A-1+	A-1+
Allied Bank Limited	PACRA	A1+	A1+
Bank Alfalah Limited	PACRA	A1+	A1+

The maximum exposure to credit risk before any credit enhancement as at June 30, 2012 is the carrying amount of the financial assets. None of these assets are 'impaired' nor 'past due but not impaired'.

### Concentration of credit risk

Concentration of credit risk exists when changes in economic or industry factors similarly affect groups of counterparties whose aggregate credit exposure is significant in relation to the Fund's total credit exposure. The Fund's portfolio of financial instruments is broadly diversified and transactions are entered into with diverse credit-worthy counterparties thereby mitigating any significant concentrations of credit risk.

### Collateral

The Fund does not hold any collateral against its investment in GoP Ijara sukuk and balances with banks and these are unsecured.

### 23.2.2 Liquidity risk

Liquidity risk is the risk that the Fund may not be able to generate sufficient cash resources to settle its obligations in full as they fall due or can only do so on terms that are materially disadvantageous to the Fund.

The Fund is exposed to daily cash redemptions at the option of unit holders. The Fund's approach to managing liquidity is to ensure, as far as possible, that the Fund will always have sufficient liquidity to meet its liabilities when due under both normal and stressed conditions, without incurring unacceptable losses or risking damage to the Fund's reputation. Its policy is therefore to invest the majority of its assets in investments that are traded in an active market and can be readily disposed and are considered readily realisable.

The Fund has the ability to borrow in the short term to ensure settlement. The maximum amount available to the Fund from the borrowing would be limited to fifteen percent of the net assets upto 90 days and would be secured by the assets of the Fund. The facility would bear interest at commercial rates. However, no borrowing was obtained by the Fund during the current year.

In order to manage the Fund's overall liquidity, the Fund also has the ability to withhold daily redemption requests in excess of ten percent of the units in issue and such requests would be treated as redemption requests qualifying for being processed on the next business day. Such procedure would continue until the outstanding redemption requests come down to a level below ten percent of the units then in issue. The Fund did not withhold any significant redemptions during the year.

The table below analyses the Fund's financial liabilities into relevant maturity groupings based on the remaining period at the balance sheet date to the contractual maturity date. The amounts in the table are the contractual undiscounted cash flows.

As at June 30, 2012			
Upto three months	Over three months and up to one year	Over one year	Total
-----Rupees-----			

#### Financial Liabilities

Payable to ABL Asset Management Company Limited				
- Management Company	1,674,244	-	1,934,258	3,608,501
Payable to the Central Depository Company of Pakistan Limited - Trustee	145,110	-	-	145,110
Accrued expenses and other liabilities	396,182	-	-	396,182
	<u>2,215,536</u>	<u>-</u>	<u>1,934,258</u>	<u>4,149,793</u>

As at June 30, 2011				
Upto three months	Over three months and up to one year	Over one year	Total	
-----Rupees-----				
Payable to ABL Asset Management Company Limited - Management Company	626,025	-	3,062,574	3,688,599
Payable to the Central Depository Company of Pakistan Limited - Trustee	79,022	-	-	79,022
Payable against redemption of units	3,516,319	-	-	3,516,319
Dividend payable	2,547,515	-	-	2,547,515
Accrued expenses and other liabilities	23,034,036	-	-	23,034,036
	<u>29,802,917</u>	<u>-</u>	<u>3,062,574</u>	<u>32,865,491</u>

## 24 FAIR VALUE OF FINANCIAL INSTRUMENTS

Fair value is the amount for which an asset could be exchanged, or liability settled, between knowledgeable willing parties in an arm's length transaction. Consequently, differences can arise between carrying values and the fair value estimates.

Underlying the definition of fair value is the presumption that the Fund is a going concern without any intention or requirement to curtail materially the scale of its operations or to undertake a transaction on adverse terms.

Financial assets which are tradable in an open market are revalued at the market prices prevailing on the reporting date. The estimated fair value of all other financial assets and liabilities is considered not significantly different from book values as the items are either short term in nature or periodically repriced.

International Financial Reporting Standard 7, 'Financial Instruments: Disclosure' requires the Fund to classify fair value measurements using a fair value hierarchy that reflects the significance of the inputs used in making the measurements. The fair value hierarchy has the following levels:

- quoted prices (unadjusted) in active markets for identical assets or liabilities (level 1);
- inputs other than quoted prices included within level 1 that are observable for the asset or liability, whether directly (i.e. as prices) or indirectly (i.e. derived from prices) (level 2); and
- inputs for the asset or liability that are not based on observable market data (unobservable inputs) (level 3).

Investment of the Fund carried at fair value are categorised as follows:

----- As at June 30, 2012 -----				
	Level 1	Level 2	Level 3	Total
Rupees				
<b>Assets</b>				
Investment in securities - financial assets 'at fair value through profit or loss'				
- GoP Ijara Sukuk	-	787,653,501	-	787,653,501
----- As at June 30, 2011 -----				
	Level 1	Level 2	Level 3	Total
Rupees				
<b>Assets</b>				
Investment in securities - financial assets 'at fair value through profit or loss'				
- Sukuk	-	50,000,000	-	50,000,000

## 25 UNIT HOLDER'S FUND RISK MANAGEMENT

The Fund's capital is represented by redeemable units. These are entitled to distributions and to payment of a proportionate share based on the Fund's net asset value per unit on the redemption date. The relevant movements are shown on the statement of movement in unit holders' funds.

The Fund has no restrictions or specific capital requirements on the subscription and redemption of units.

The Fund's objectives when managing unit holders' fund is to safeguard its ability to continue as a going concern so that it can continue to provide returns for unit holders and to maintain a strong base to meet unexpected losses or opportunities.

In accordance with the risk management policies, the Fund endeavours to invest the subscriptions received in appropriate investments while maintaining sufficient liquidity to meet redemption requests, such liquidity being augmented by short-term borrowings or disposal of investments where necessary.

## 26 DATE OF AUTHORISATION FOR ISSUE

These financial statements were authorised for issue on August 10, 2012 by the Board of Directors of the Management Company.

## 27 CORRESPONDING FIGURES

Corresponding figures have been rearranged or reclassified, where necessary, for the purpose of better presentation. No significant rearrangement or reclassification were made in these financial statements.

## 28 GENERAL

Figures have been rounded off to the nearest rupee.

For ABL Asset Management Company Limited  
(Management Company)

  
FARID AHMED KHAN  
CEO

  
KAMRAN NISHAT  
DIRECTOR



**CONTACT US:**

Helpline 0800 ABL-AM (0800 225 26)

UAN: (021) 111-ABL-AMC (111-225-262)

Email: [contactus@ablamc.com](mailto:contactus@ablamc.com)

Website: [www.ablamc.com](http://www.ablamc.com)



**ABL Asset Management**

Discover the potential